

19th

POLICE DISTRICT COUNCIL

**Maurilio Garcia
Jenny Schaffer
Sam Schoenburg**

**Monthly Meeting - April 24th, 6:30pm
Athenaeum Center**



1. Roll Call & Quorum

Agenda

1. Roll Call & Quorum Determination
2. District Council Member Updates
3. Discussions
 - a. Community Partnership Program
 - b. Introduction to Impact for Equity + Q&A
4. Public Comment
5. Announcement of Next Meeting(s)
6. Reminders & Calls to Action

2. District Council Member Updates

Incident Reports

Key Updates - Incidents

- Community Partnership Plan Update
- Update on communications with Command Staff
- Email tips and concerns directly to CAPS office:
 - CAPS019District@chicagopolice.org

Victim Counts and Comparison in 19th District, Jan 1 through Apr 22

This chart compares the number of victimizations in the selected period to the prior year for different types of crime.

	2023	2024	% Change
Homicide Victimizations	0	0	
Fatal Shooting Victimizations	0	0	
Non-Shooting Homicide Victimizations	0	0	
All Shooting Victimizations	2	4	+100.0%
Fatal Shooting Victimizations	0	0	
Non-Fatal Shooting Victimizations	2	4	+100.0%
Criminal Sexual Assault Victimizations	31	36	+16.1%
Robbery Victimizations	89	154	+73.0%
Vehicular Hijacking Victimizations	14	10	-28.6%
Aggravated Battery Victimizations	49	54	+10.2%
Aggravated Assault Victimizations	64	69	+7.8%
Human Trafficking Victimizations	0	0	
All Violent Crime Victimizations	249	326	+30.9%
Multi-Victim Shooting Incidents	0	0	

Key Updates - March 2024 Incidents & Arrests

3. Incidents & Arrests

Please note that numbers reported in this section are based on data provided by the Chicago Police Department (CPD) and includes misdemeanor and felony incidents. This data only reflects incidents that took place in Chicago Police District 19.

a) Overall

In March 2024, CPD received 1,145 criminal incident reports from Chicago Police District 19 and 88 incidents resulted in at least one offender being arrested. The overall arrest rate is 8%. In total, 100 offenders were arrested.

Area	Reported Incidents	Incidents with Arrest	Arrest Rate****	Arrested Offenders
Chicago Police District 19	1,145	88	8%	100

Full CCSAO report located [here](#).

Please contact SAOData@cookcountyil.gov with questions about this data or anything else related to [publicly available CCSAO data](#).

Key Updates - March 2024 Incidents & Arrests



b) Top Reported & Top Arrested Incidents

Top Reported						Top Arrested				
Ranking	Top Reported Category*****	Reported Incidents	Incidents with Arrest	Arrest Rate	Arrested Offenders	Top Arrested Category	Reported Incidents	Incidents with Arrest	Arrest Rate	Arrested Offenders
1	Theft*****	382	22	6%	29	Theft	382	22	6%	29
2	Traffic - Hit and Run	108	0	0%	0	Battery	102	12	12%	13
3	Criminal Damage	106	4	4%	4	Domestic Violence	33	11	33%	11
4	Battery	102	12	12%	13	Criminal Trespass	26	7	27%	7
5	Motor Vehicle Theft	79	1	1%	1	Assault	76	6	8%	6

c) Violent Incidents

Violent Incident Category	Reported Incidents	Incidents with Arrest	Arrest Rate	Arrested Offenders
Vehicular Hijacking	2	1	50%	1
Domestic Violence	33	11	33%	11
Robbery	11	3	27%	6
Sex Crimes	8	1	13%	1
Battery	102	12	12%	13
Assault	76	6	8%	6
Armed Robbery	14	1	7%	1

Full CCSAO report located [here](#).

Please contact SAOData@cookcountyil.gov with questions about this data or anything else related to [publicly available CCSAO data](#).

Key Updates - March 2024 Felony Reviews & Prosecutions

1. Adult Felony Review & Prosecution

a) Overall

In March 2024, the CCSAO reviewed and made a charging decision for 28 adult felony cases in Chicago Police District 19. 21 cases were approved resulting in a **75% approval rate**. Overall, the CCSAO prosecuted 19 cases, and 16 of those cases were filed by the CCSAO, not directly filed by law enforcement. Of these CCSAO-filed adult felony cases, 14 were convicted, an **88% conviction rate**. The overall cases, including law enforcement direct file cases, where the CCSAO is not making charging decisions, 15 were convicted, a **79% conviction rate**.

Area	Felony Review			Prosecution Overall			Prosecution of SAO Filed		
	Reviewed	Approved*	Approval Rate	Prosecuted**	Guilty	Conviction Rate	Prosecuted	Guilty	Conviction Rate
Chicago Police District 19	28	21	75%	19	15	79%	16	14	88%
Chicago	932	798	86%	1,029	588	57%	717	531	74%

b) Top Reviewed & Prosecuted Adult Felony Categories

Chicago Police District 19

Ranking	Top Reviewed Category	Reviewed	Approved	App. Rate	Top Prosecuted Category	Prosecuted	Guilty	Conv. Rate
1	Unlawful Use of Weapons	7	5	71%	Narcotics	3	1	33%
2	Burglary	4	4	100%	Unlawful Use of Weapons	3	3	100%
3	Other Offense	3	2	67%	Armed Robbery	3	3	100%
4	Theft	3	3	100%	Aggravated Robbery	2	2	100%
5	Retail Theft	2	2	100%	Homicide	1	1	100%

Chicago

Ranking	Top Reviewed Category	Reviewed	Approved	App. Rate	Top Prosecuted Category	Prosecuted	Guilty	Conv. Rate
1	Unlawful Use of Weapons	361	329	91%	Unlawful Use of Weapons	358	263	73%
2	Retail Theft	68	50	74%	Narcotics	322	63	20%
3	Possession of Stolen Motor Vehicle	50	43	86%	Aggravated Battery Police Officer	40	33	83%
4	Aggravated Battery Police Officer	47	45	96%	Armed Robbery	34	23	68%
5	Homicide	46	35	76%	Possession of Stolen Motor Vehicle	27	18	67%

- There were two cases of Continued Investigations in the 19th Police District in March. One was a retail theft case and the other was a sex crimes case. The retail theft case was later indicted, and the sex crimes case has no further update as of today.

Full CCSAO report located [here](#).

Please contact SAOData@cookcountyil.gov with questions about this data or anything else related to [publicly available CCSAO data](#).

Key Updates - Mental Health Crisis Response

1. Passing out cards to businesses - Join me!



<https://bit.ly/MentalHealthResources19th>

2. Sharing at CAPS meetings, with alder offices, and attending roll calls to share information with officers

60613 (eg. Wrigleyville)
60640 (eg. Uptown)
60657 (eg. Lakeview)
Thresholds: 773-572-5464

60613 (Wrigleyville)
60618 (North Center)
60625 (Lincoln Square)
60647 (Lathop Homes)
C4: 872-235-0132*
*M-F 9am-8pm

60640 (eg. Uptown)
Trilogy: 800-322-8400


24/7 Crisis Numbers
Must call organization in your zip code

Key Updates - CPD Workforce Allocation Study

Update via Ald. Matt Martin (47):

- CPD is nearing an agreement with Third Party organization to conduct Workforce Allocation (WFA) Study
 - On track to meet ordinance deadline: within first 90-days of ordinance passing (mid-to-late May 2024)
- Private funding has been secured to conduct WFA study and working with CPD and City to define the scope of the study
- We're continuing to advocate our community's voice to be included in what the final Workforce Allocation Study will accomplish

Key Updates - CCPSA Nominating Committee

The Nominating Committee selected 15 nominees to send to Mayor Johnson on March 8, 2024.

Under City ordinance, the Mayor was due to present his appointments on April 7, 2024.

As of today, the Mayor has not named appointments.

Once appointments are named, they will be submitted to the City Council Committee on Police and Fire, and then to the full City Council, for Confirmation.



Photo Credit:

<https://www.chicagotribune.com/2024/03/09/johnson-to-choose-fr-om-15-candidates-for-civilian-police-oversight-board/>

Key Updates - Community Engagement and Important Meetings

- 12+ Community Partnership Plan Meetings including with many leaders of Neighborhood Groups and Businesses
- CPD Resource Fair
- CCPSA District Council Quarterly Meeting
- RAC 11 Meeting
- Park West Neighborhood Association
- CCPSA staff on policy
- Leading CCPSA efforts to create a system of communication between DCs and the Commission (series of meetings)
- 19th District Council Weekly Special Meetings
- We Are Our Own Medicine (All Day Gun Violence Prevention Workshop)
- Briefing with Garien Gatewood and Mayor's team
- Nominating Committee Meeting
- CAPS Meetings
- [Health Atlas Training](#)
- ONE Northside
- 019 CPD Command Staff
- Policing, Policy, and Philosophy Initiative
- CCPSA Mental Health Public Policy Group
- Ald. Clay, Ald. Martin, Ald. Lawson, Ald. Vasquez
- Rep. Ann Williams
- Mental Health Public Policy Group Meeting (to coordinate with DCs across the city) - weekly meetings
- Restorative Justice Courts Meeting
- Voice of the People (affordable housing)



Visit Our Take Action Page

19th POLICE DISTRICT COUNCIL
Maurilio Garcia
Jenny Schaffer
Sam Schoenburg

The 19th Police District Council | Vision & Goals | Monthly Meetings | Resource Portal | Take Action

Take Action

Make a difference! See below on the actions you can take to improve our public safety system:

Local Business Canvass

Help us spread the word to local business owners about mental health crisis options available in the district. We will be going to local businesses and passing out the mental

4. Discussions

Community Partnership Plan: Monthly Update

19th
POLICE DISTRICT COUNCIL
Maurilio Garcia
Jenny Schaffer
Sam Schoenburg

Our Goal

Together as a community, help to decrease robberies and other violent crimes that are occurring in the district.

Community Partnership Plan Update

 1. ~~Share Community Engagement Plan with 019 Command Staff~~

 2. ~~DCs Engage Community in Conversations/Ideas for Short Term Solutions~~

3. DC Members Bring Ideas to CPD and Collaborate on Plan with Clear Goals

4. Present Goals to Community with CPD

5. Share Progress at Monthly Meetings

Community Partnership Plan Update

- We've begun to synthesize and distill our conversations into specific SMART actions/goals
- We'll be publishing our organized distillation spreadsheet so that the public can see our path/vision to finalized goals

Community Partnership Plan - Goals & Takeaways

File Edit View Insert Format Data Tools Extensions Help

50% | \$ % .0 .00 123 | Defaul... | - 14 + B

A1	Topic	Ideas	019PDC Responsibility
1	Knowing your neighborhood creates safer neighborhoods	Create an umbrella group to connect block clubs and neighborhood groups. Would be great for networking and getting people active and engaged in their communities. Community class, use Lightfoot did something like this. One had all a meeting of all different community leaders where they presented available city services, did something with Poised Map Project, and also networking opportunities	By October of 2024, 019 PDC will host a meet and greet for all leaders of neighborhood associations and block clubs 019 PDC will attend Community Justice Center community meetings with chambers of commerce, Astors, and 019 CPD Leadership
7	Increased use of technology	1. Use of helicopter for chase? (is this worth the money?) 2. What does CPD think about using dashcams ? 3. Use AI to write reports? 4. GPS track cars, shut off switches for cars, hotline to report stolen cars	
12	Public Transportation	CPD: Address Strategic Plan commitment to CPD Checks and Rates What can we do about increased crime on public transportation? 1. Increase fines? 2. there are so many cameras on public transportation why are we not catching people more? This needs to not be a safe place to go to commit a crime or after committing a crime. 3. Could we use civilians here? On the platforms if people need to report crimes.	
17	Holding Bad Actors Accountable	Increase arrest rates Invest in programs to help at risk teens Find ways to hold parents accountable for kids behavior Had a discussion on how this is also more of a failure of the system and difficult for a Make sure people earn a living wage Increase after school/evening programming What we can mandate is what police interaction with teens look like Also had a discussion of what creates safety and importantly that includes well resou	
24	Restorative Justice	Expand Restorative Justice Courts	
27	CCSAD Practices & Accountability	Hold SAC accountable for charging people who have been convicted of committing a crime Decreasing the dollar amount that you are allowed to steal before being charged with theft significant rewards for turning in crews that are repeat offenders	
32	DC Collaboration	Work across district councils to share/collaborative goals	
37		Carve out the community with safety information (can be police and/or community members) Share this information and reminders to the 019	

19th District Strategic Plan

- Many of the ideas we heard from the community are already part of the 19th Police District's commitments in its 2024 District Strategic Plan

Community-Driven Approaches to Crime Reduction - District Strategic Plan CHICAGO POLICE DEPARTMENT

District: 019 Year: 2024

SECTION 1 – PROBLEM SOLVING PRIORITIES

Determine and define three problem solving priorities for your District for the coming year, as identified by the community. Provide responses below to describe how the District will apply the SARA model of problem solving to each priority. Please ensure responses are specific and detailed.

PROBLEM SOLVING PRIORITY #1	
Priority Title	Robberies/Vehicular Hijacking
Priority Type	<input type="checkbox"/> Violent Crime <input type="checkbox"/> Property Crime <input type="checkbox"/> Quality of Life
Source	<input type="checkbox"/> Calls for Service <input type="checkbox"/> Community Conversations <input type="checkbox"/> DAC Meetings <input type="checkbox"/> Resident Survey Data
Check all that apply	<input checked="" type="checkbox"/> Crime Data <input type="checkbox"/> Community Interactions <input type="checkbox"/> Beat Meetings <input type="checkbox"/> Other: _____
Scanning	<p>Based off of 2023 crime data; Robberies and Vehicular Hijackings continue to be our priority in the 019th district. Overall in 2023, 345 Robberies, both armed and strong arm, have been reported compared to 2022 where 336 Robberies were reported. This gives the district a 1.8% increase. The 20 sector was most affected by robberies in 2023. Beats 1924 had the most reported with 41, followed by 1922 with 33, 1923 with 31, and lastly 1925 with 27. Other beats having significant reported robberies were 1912 and 1934 with each having 26 incidents reported. Most incidents occurred on 1st watch with 187, followed by 3rd watch with 102, and lastly 2nd watch with 56. Vehicular Hijackings have remained steady with, at the time of this report, 43 incidents reported in 2023 compared with 45 in 2022. Beat 1922 had the highest number of incidents with 7, followed by 1924 and 1934 with 5 each. These areas are frequented by many residents and tourists due to the many restaurants, bars, and other venues. There have been many incidents occurring on or near the CTA Red Line. Due to the vibrant entertainment scene of the 19th District, victims tend to be inebriated and become easy targets for offenders.</p>
Problem Analysis	<p>1. Who is/are the victim(s)? Residents and vehicle owners.</p> <p>2. Describe the methods / actions used by the offender (do not include demographic information). Include any identified patterns such as motives, types of weapons used to commit the crime, how they attempt to flee the scene of the crime, etc. Offenders normally approach on foot as well as in vehicles when the robberies are committed. They usually use the CTA Red Line to escape as</p>

Community-Driven Approaches to Crime Reduction - District Strategic Plan CHICAGO POLICE DEPARTMENT

APPROVED BY	Print Name	Signature	Date
Chief, Bureau of Patrol	Chief Brian McDermott		19-DEC-23
Area Deputy Chief	Gabriella Shemash		12 Dec 23
OCP Commanding Officer	KARLA JO HANSEN		12/14/2023
District Commanding Officer	Amin Jesanni		12/10/2023
District Advisory Committee Chair	Richard Trude		12-15-2023

19th District Strategic Plan

Community-Driven Approaches to Crime Reduction - District Strategic Plan CHICAGO POLICE DEPARTMENT

District: 019 Year: 2024

SECTION 1 – PROBLEM SOLVING PRIORITIES

Determine and define three problem solving priorities for your District for the coming year, as identified by the community. Provide responses below to describe how the District will apply the SARA model of problem solving to each priority. Please ensure responses are specific and detailed.

PROBLEM SOLVING PRIORITY #1	
Priority Title	Robberies/Vehicular Hijacking
Priority Type	<input type="checkbox"/> Violent Crime <input type="checkbox"/> Property Crime <input type="checkbox"/> Quality of Life
Source	<input type="checkbox"/> Calls for Service <input type="checkbox"/> Community Conversations <input type="checkbox"/> DAC Meetings <input type="checkbox"/> Resident Survey Data
Check that apply	<input checked="" type="checkbox"/> Crime Data <input type="checkbox"/> Community Interactions <input type="checkbox"/> Beat Meetings <input type="checkbox"/> Other: _____
Rationale <i>Explain why this is a top priority for your district. Provide specific numbers for calls for service and/or crime data to support your explanation. Be as specific as possible.</i>	<p>Based off of 2023 crime data; Robberies and Vehicular Hijackings continue to be our priority in the 019th district. Overall in 2023, 345 Robberies, both armed and strong arm, have been reported compared to 2022 where 336 Robberies were reported. This gives the district a 1.8% increase. The 20 sector was most affect by robberies in 2023. Beats 1924 had the most reported with 41, followed by 1922 with 33, 1923 with 31, and lastly 1925 with 27. Other beats having significant reported robberies were 1912 and 1934 with each having 26 incidents reported. Most incidents occurred on 1st watch with 187, followed by 3rd watch with 102, and lastly 2nd watch with 56. Vehicular Hijackings have remained steady with, at the time of this report, 43 incidents reported in 2023 compared with 45 in 2022. Beat 1922 had the highest number of incidents with 7, followed by 1924 and 1934 with 5 each. These areas are frequented by many residents and tourists due to the many restaurants, bars, and other venues. There have been many incidents occurring on or near the CTA Red Line. Due to the vibrant entertainment scene of the 19th District, victims tend to be inebriated and become easy targets for offenders.</p>
1. Who is/are the victims?	Residents and vehicle owners.
Problem Analysis <i>Explain the problem by describing each of the listed elements. Be as specific as possible.</i>	<p>2. Describe the methods/ actions used by the offender (do not include demographic information). Include any identified patterns such as motives, types of weapons used to commit the crime, how they attempt to flee the scene of the crime, etc.</p> <p>Offenders normally approach on foot as well as in vehicles when the robberies are committed. They usually use the CTA Red Line to escape as</p>

CPD-21.144 (Rev. 10/22)

Page 1 of 22

Draft/Deliberative Process

PROBLEM SOLVING PRIORITY #1

Priority Title

Robberies/Vehicular Hijacking

Response

Response Strategy
Describe the overall approach that will be taken to solve the problem, based on the Analysis completed above. Non-enforcement strategies must be included.

Non-enforcement response (required):

19th District Community Policing office will conduct safety awareness meetings, Business walks.

19th District Community Policing address issues of robbery and vehicular carjacking in Beat meetings

19th District will conduct Outdoor Roll calls

19th District watches and Community Policing will conduct CTA checks and rides

Work with City Services to get public lighting fixed and ensure city service requests are done

Enforcement response (if applicable):

-19TH District Tactical teams will conduct robbery missions as well as vehicular hijacking missions.

-SDSC Room will conduct POD missions

CPD-21.144 (Rev. 10/22)

Page 2 of 22

Draft/Deliberative Process

-Bike teams will conduct missions in the entertainment area

-Joint missions with the 18th District as well as Intelligence Unit

-1st, 2nd, 3rd Watches will conduct proactive patrol in the areas as well as conduct foot patrol for deterrence.

19th District Strategic Plan

Community-Driven Approaches to Crime Reduction - District Strategic Plan
CHICAGO POLICE DEPARTMENT

PROBLEM SOLVING PRIORITY #2	
Scanning	Priority Title Burglaries <input type="checkbox"/> Violent Crime <input checked="" type="checkbox"/> Property Crime <input type="checkbox"/> Quality of Life Priority Type <input checked="" type="checkbox"/> Calls for Service <input checked="" type="checkbox"/> Community Conversations <input checked="" type="checkbox"/> DAC Meetings <input type="checkbox"/> Resident Survey Data Source Check all that apply: <input checked="" type="checkbox"/> Crime Data <input checked="" type="checkbox"/> Community Interactions <input checked="" type="checkbox"/> Beat Meetings <input type="checkbox"/> Other: _____
	Rationale After a thorough search of this year's data, Burglaries have increased from 366 Burglaries in 2021 to 467, at present in 2023. The beats with the Beats with the highest number of reported incidents are as follows: 1911 with 54, 1922 with 48, and 1932 with 41. Concerns and complaints from residents at beat meetings and the Community Conversations further revealed that this is a top priority for the district. Explain why this is a top priority for your district. Provide specific numbers for calls for service and/or crime data to support your conclusion. Be as specific as possible.
Analysis	4. Who is/are the victim(s)? Local residents and business owners
	5. Describe the methods/ actions used by the offender (do not include demographic information). Include any identified patterns such as motives, types of weapons used to commit the crime, how they attempt to flee the scene of the crime, etc. The methods employed by offenders are using burglary tools to pry doors and windows. They chase areas and perform "hit/backs" of targets by pulling on residential garage doors and windows to ascertain if they were left unlocked. Offenders use a variety of escape methods including fleeing the scene on foot, bicycles or vehicles.
	6. What is the location of this criminal activity? Use street names to delineate the boundaries below: <input type="checkbox"/> 1st Watch <input checked="" type="checkbox"/> 2nd Watch <input type="checkbox"/> 3rd Watch <ul style="list-style-type: none"> • Eastern Boundary: Clarendon • Western Boundary: Western • Northern Boundary: Lawrence • Southern Boundary: Irving Park
Root Cause Analysis Identify potential root causes of the problem that, if mitigated, would prevent the problem from re-occurring. Be as specific as possible. The root causes of this ongoing burglary issue on the aforementioned beats, is due to high residential density and a lack of surveillance cameras on the burglarized homes. Also, the amount of packages left unsecured on the properties targeted.	

CPD-21,144 (Rev. 10/22)

Page 6 of 22

Draft/Deliberative Process

PROBLEM SOLVING PRIORITY #2

Priority Title

Burglaries

Response

Response Strategy
Describe the overall approach that will be taken to solve the problem, based on the Analysis completed above. **Non-enforcement strategies must be included.**

Non-enforcement response (required):

Our non-enforcement responses will include our 19th District Community Policing Office conducting **Home safety seminars, as well as working with Block clubs and neighborhood organizations** in conjunction with our ongoing beat meetings. We will also conduct positive loitering missions.

Enforcement response (if applicable):

The 19th District Watch personnel will ensure beat integrity and conduct foot patrols of beats. Tactical Teams will conduct regular Burglary Missions during the timeframes and on the beats which the most burglary incidents occur. District Bike Teams will proactively patrol affected areas for an added police presence.

It should be noted that the 19th District will continue its "Retail Corridor" plan to address retail thefts. Some of the response strategies include the following:

- Provide Beat cars information of retail corridors locations on their beat
- **Increased high visibility patrols by uniformed officers**
- Systematic patrol by beat cars in retail corridors
- Special attention at certain times - openings, closing, and high volume
- **Increased foot patrols**
- Traffic missions
- Utilizing automatic license plate reader
- CTA station checks and CTA train rides
- **Day Bike teams** to focus on retail establishment areas while **night Bike teams** focus on entertainment establishments
- Incident teams identified and readily available to respond, as needed
- **Constant and consistent engagement with retail establishments.** Work with businesses by meeting and communicating concerns, issues, problems, and successes.

19th District Strategic Plan

Community-Driven Approaches to Crime Reduction - District Strategic Plan
CHICAGO POLICE DEPARTMENT

PROBLEM SOLVING PRIORITY #3			
Priority Title	Quality of Life		
Priority Type	<input checked="" type="checkbox"/> Violent Crime	<input type="checkbox"/> Property Crime	<input checked="" type="checkbox"/> Quality of Life
Source Check all that apply	<input checked="" type="checkbox"/> Calls for Service	<input checked="" type="checkbox"/> Community Conversations	<input checked="" type="checkbox"/> DAC Meetings <input type="checkbox"/> Resident Survey Data
	<input checked="" type="checkbox"/> Crime Data	<input checked="" type="checkbox"/> Community Interactions	<input checked="" type="checkbox"/> Beat Meetings <input type="checkbox"/> Other: _____
Reasoning	<p>Quality of Life concerns are a top priority for the 19th District. Complaints received from residents at Beat meetings, as well as the Community Conversations have directed attention to this situation. 19th district residents regularly communicate their concerns, and their perception is that the crime situation in the district, as well as city-wide, is troublesome. This was reinforced during the Community Conversations and a variety of issues were discussed such as; gang loitering, narcotics loitering, drinking on the public way, selling loose cigarettes, and the circumstance affecting the homeless population.</p> <p>Rationale Explain why this is a top priority for your district. Provide specific numbers for calls for service and/or crime data to support your explanation. Be as specific as possible.</p>		
Analysis	<p>7. Who is/are the victim(s)? Community stake holders.</p> <p>8. Describe the methods / actions used by the offender (do not include demographic information), include any identified patterns such as motives, types of weapons used to commit the crime, how they attempt to flee the scene of the crime, etc.</p> <p>Problem Analysis Explain the problem by describing each of the listed elements. Be as specific as possible.</p> <p>Offenders loiter and at times gather in large numbers on the thoroughfare. The offenders have a strong presence in and around the CTA red line stations within the 19th District. With respect to the gang and narcotics activity the offenders use parking lots and the heavily trafficked business area for concealment. The areas are then used as a means to exert control and establish a gang presence. Due to this activity other activities are occurring such as consuming alcoholic beverages and the illicit use of narcotics by residents and the homeless population.</p>		
	Typical Time of Day occur at the scene:	<input checked="" type="checkbox"/> 1 st Watch	<input checked="" type="checkbox"/> 2 nd Watch <input checked="" type="checkbox"/> 3 rd Watch

CPD-21.144 (Rev. 10/22)

Page 11 of 22

Draft/Deliberative Process

PROBLEM SOLVING PRIORITY #3

Priority Title

Quality of Life

Response

Response Strategy
Describe the overall approach that will be taken to solve the problem, based on the Analysis completed above. **Non-enforcement strategies must be included.**

Non-enforcement response (required):

The 19th District will take the following action:

Outdoor roll calls.

Community Policing will conduct positive loitering with the residents as well as with the Faith Base institutions in the area.

Community Policing will conduct Community engagement missions and collaborate with city services to ensure request for lighting, and graffiti removal is completed.

Community Justice Center will be made aware and follow arrests made on the Beats of 1913, 1914 and 1915

Community Policing will collaborate with business, agencies and faith base institutions to hold Resource fairs in the affected area.

Community policing will continue to host the Broadway-Wilson Business meetings in partnership with the Community Justice Center.

Enforcement response (if applicable):

19th District Tactical Teams will conduct narcotic missions as well as write search warrants and proactively patrol the affected area

District 19 will work in collaboration with the Bureau of Counter Terrorism (Narcotics/Gang Investigations)

SDSC will conduct POD missions

19th District Watch will ensure beat integrity and conduct foot patrol in the affected area.

19th District Watch will perform CTA rides and checks

Introduction to Impact for Equity

THE PROBLEM WITH TRAFFIC STOPS IN CHICAGO



FREE2MOVE COALITION

The Free2Move Coalition is an alliance of community and advocacy organizations working to create a safer, more racially equitable system of traffic safety in Chicago.



Reports:

- *A New Vehicle for “Stop and Frisk”: the Scope, Impact, and Inequities of Traffic Stops in Chicago (March 2023)*
- *A New Vehicle for “Stop and Frisk”: 2022 Data Update (May 2023)*
- *Chicago 2023 Traffic Stops Data Report (April 2024)*

For more information, visit www.Free2MoveChi.org.



TRAFFIC STOPS OVERVIEW

WHAT IS A TRAFFIC STOP?

Any vehicle stops by a Chicago Police Department officer for an alleged violation of the traffic code.

- Moving violations (improper turn; failure to completely stop at a stop sign)
- Equipment violations (broken headlight or taillight; cracked windshield)
- Licensing & Registration violations (expired registration tags)

WHAT IS A PRETEXTUAL TRAFFIC STOP?

When an officer uses any violation of the traffic code as an excuse to pull someone over, when their real motivation is to investigate for signs of criminal activity that they do not have reasonable suspicion of.

WHAT IS NOT A TRAFFIC STOP?

Stops where police have suspicion a person has committed robbery, carjacking, or another non-traffic criminal offense.



TRAFFIC STOPS DATA

CHICAGO CITYWIDE

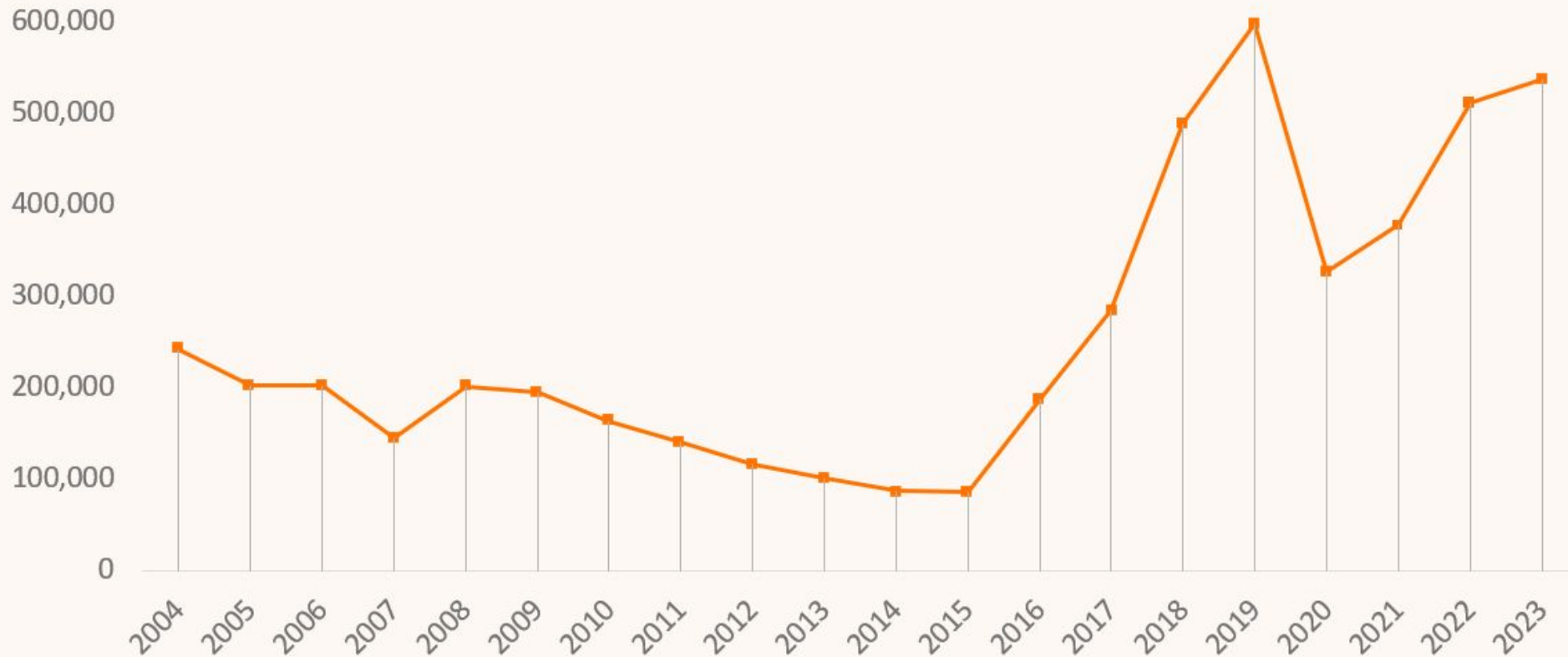


KEY FINDINGS

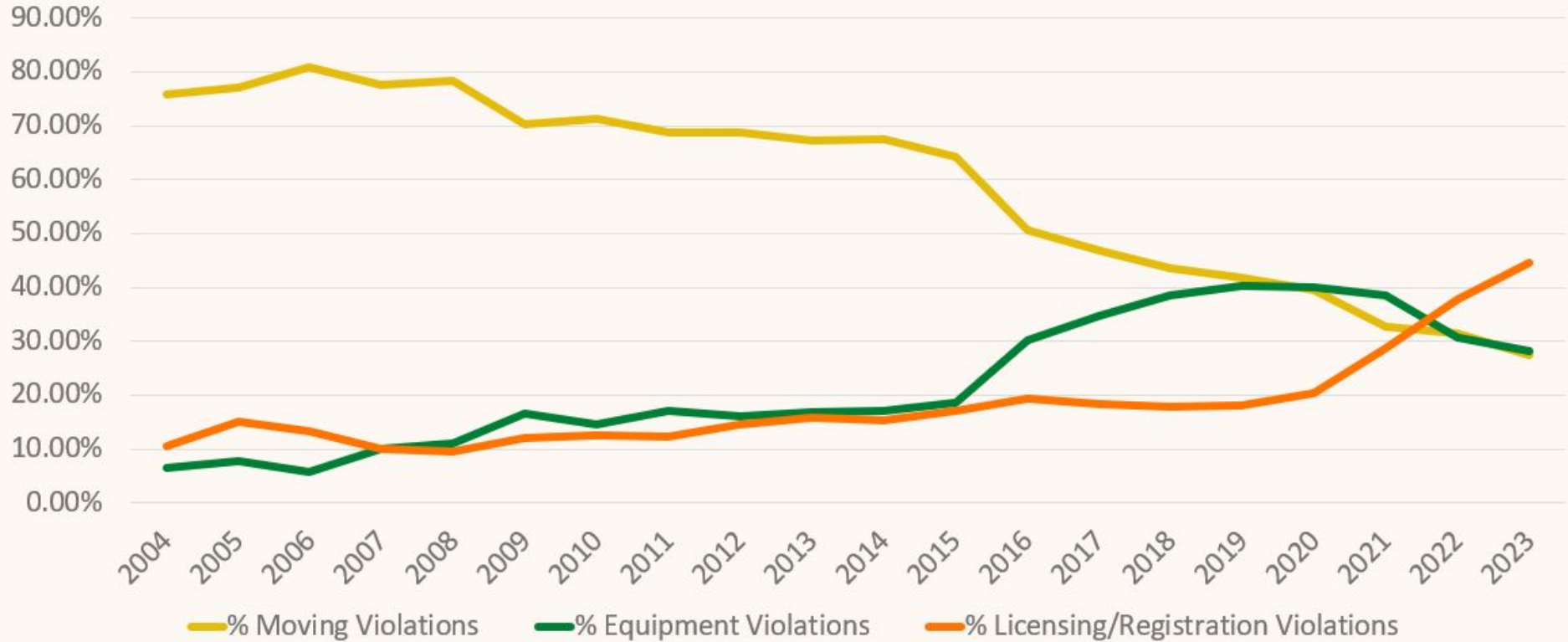
- CPD traffic stops have dramatically increased.
- CPD isn't making traffic stops to make roadways safer; rather, most stops are made for minor offenses.
- Traffic stops are an ineffective tool for crime investigation and detection.
- Traffic stops are racially disparate and especially harmful to Black and Latine drivers.



CPD TRAFFIC STOP NUMBERS

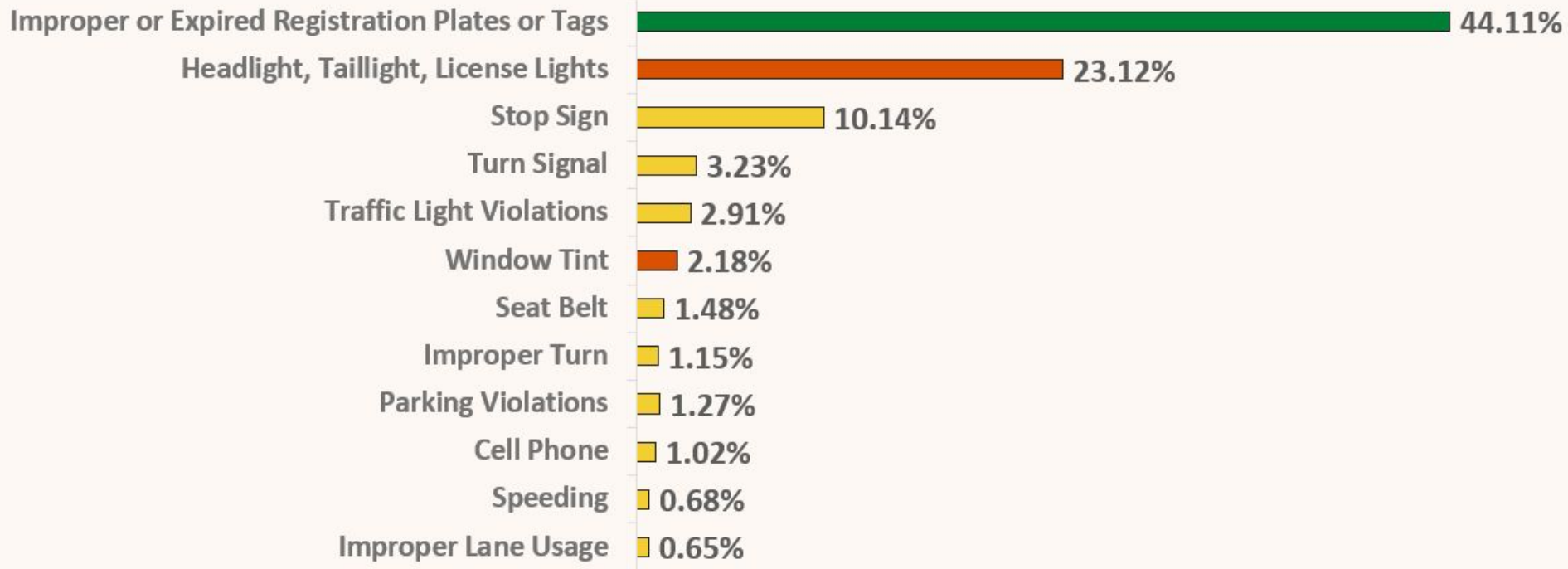


TYPE OF TRAFFIC STOP



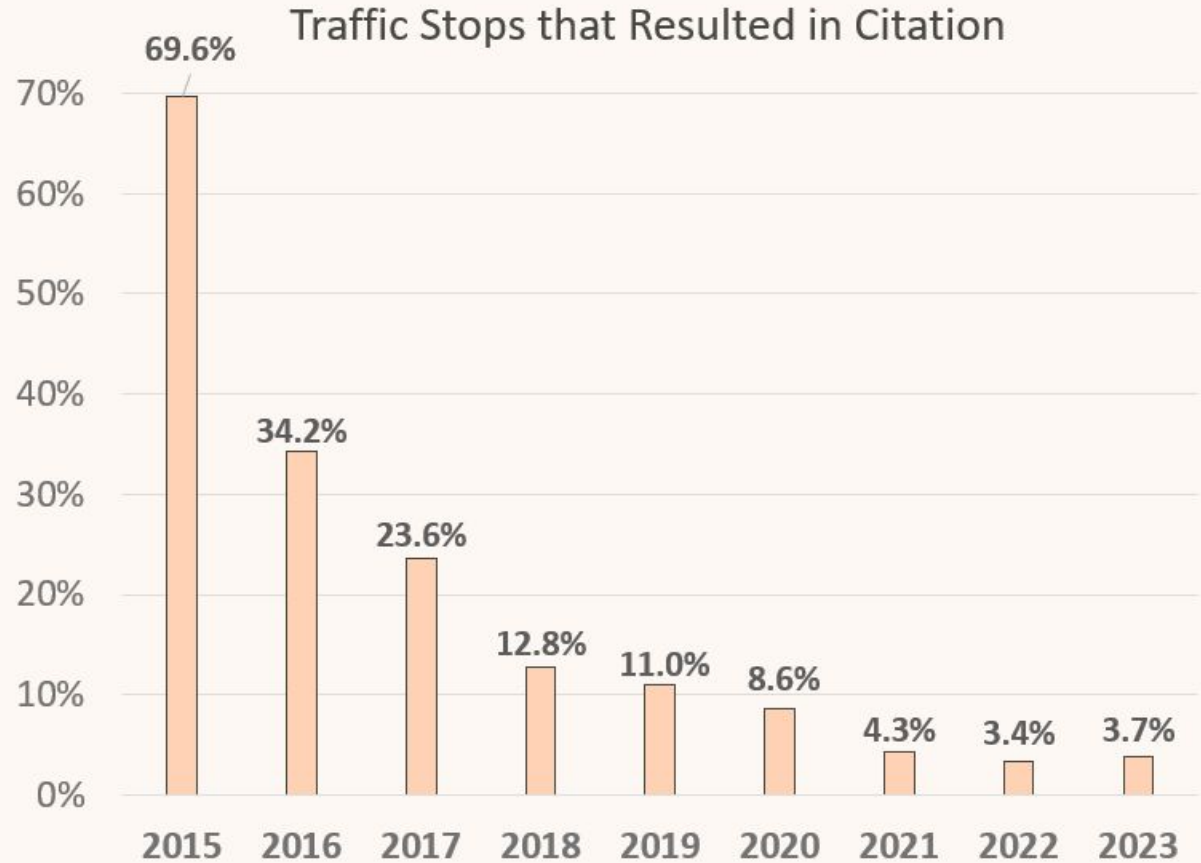
SPECIFIC OFFENSES

Selection of 2023 Traffic Stop Offenses

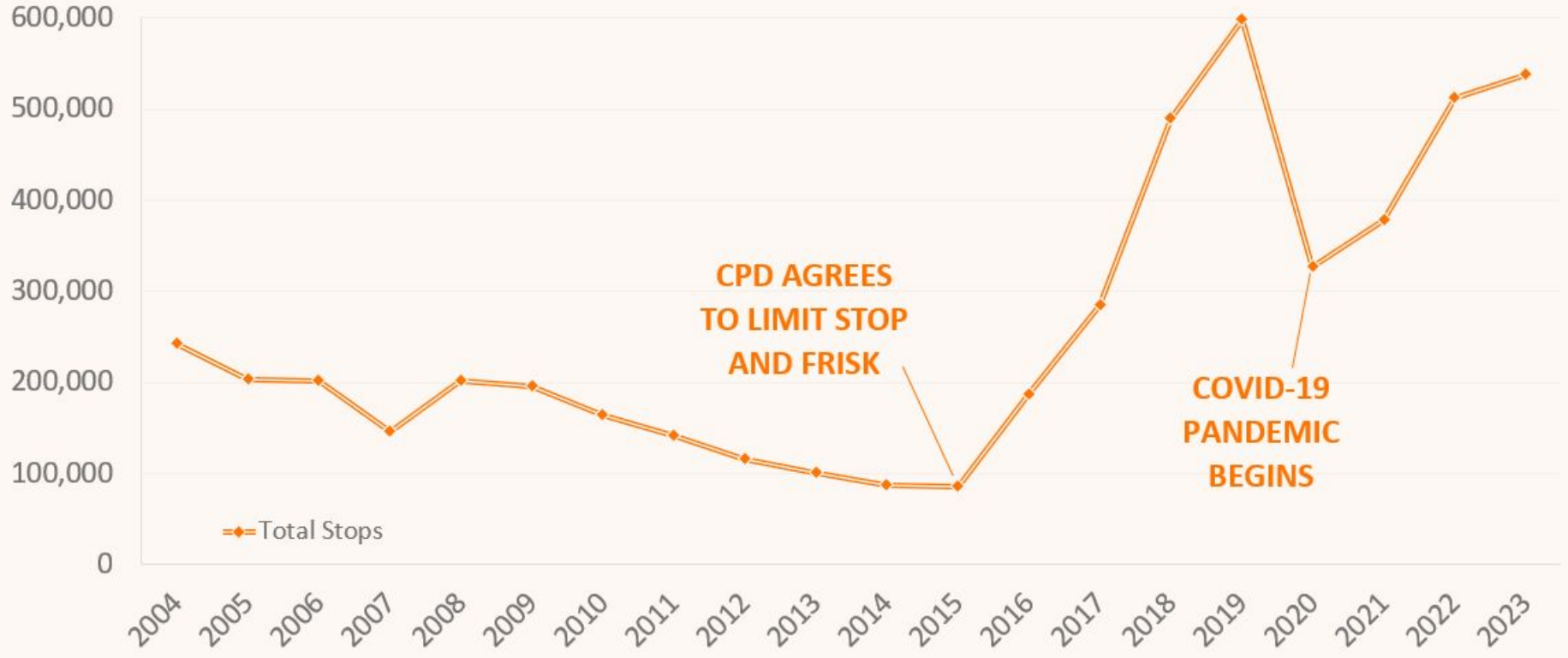


CITATIONS

In 2023, only **3.7%** of traffic stops resulted in a citation.

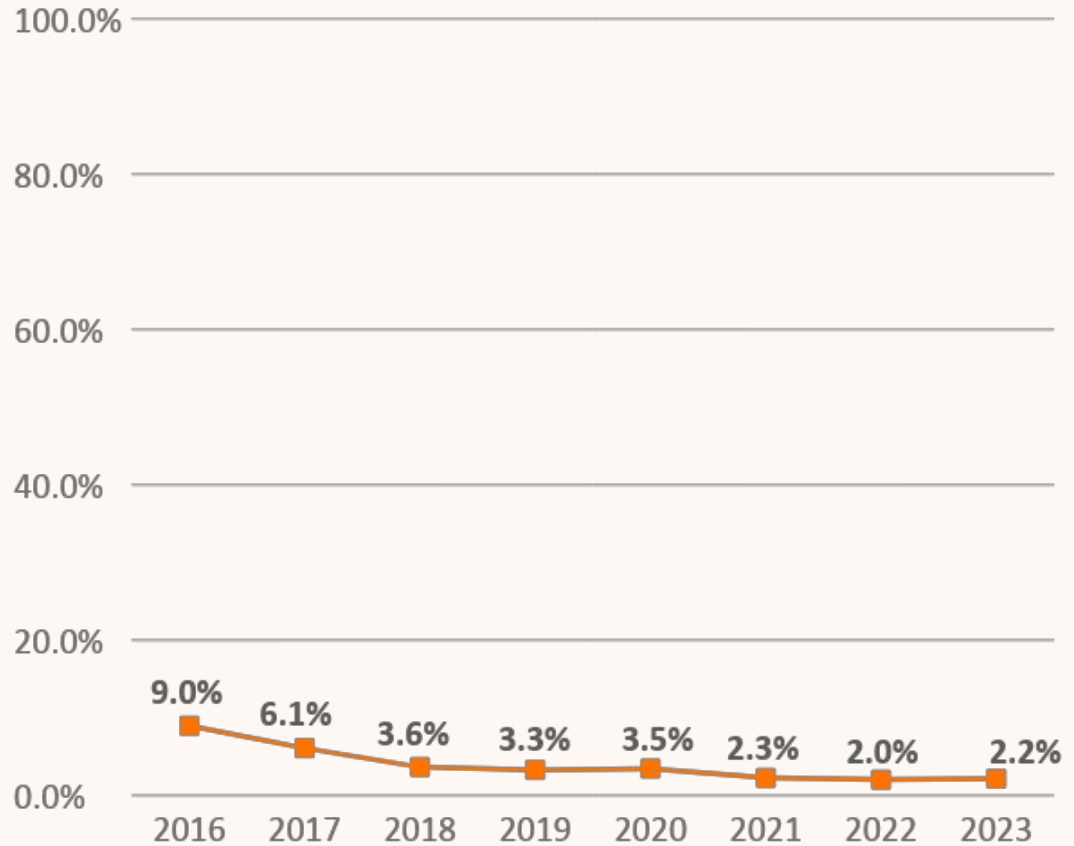


WHY STOPS HAVE INCREASED



ARRESTS

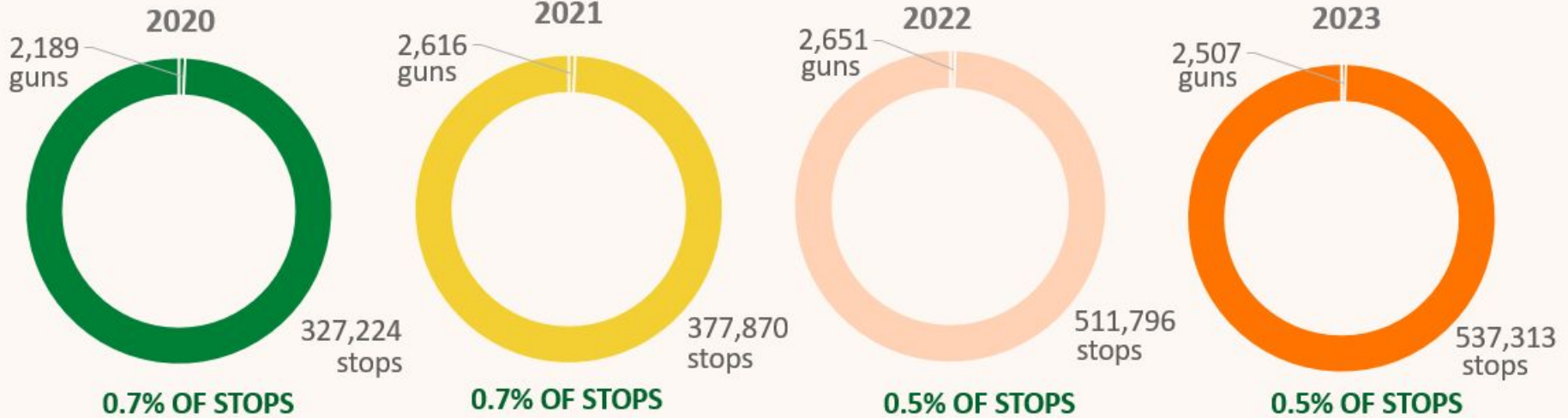
In 2023, only **2.2%** of traffic stops resulted in any arrest.



CONTRABAND

Less than 1% of traffic stops in 2023 resulted in the recovery of illegal contraband such as drugs, alcohol, or weapons.

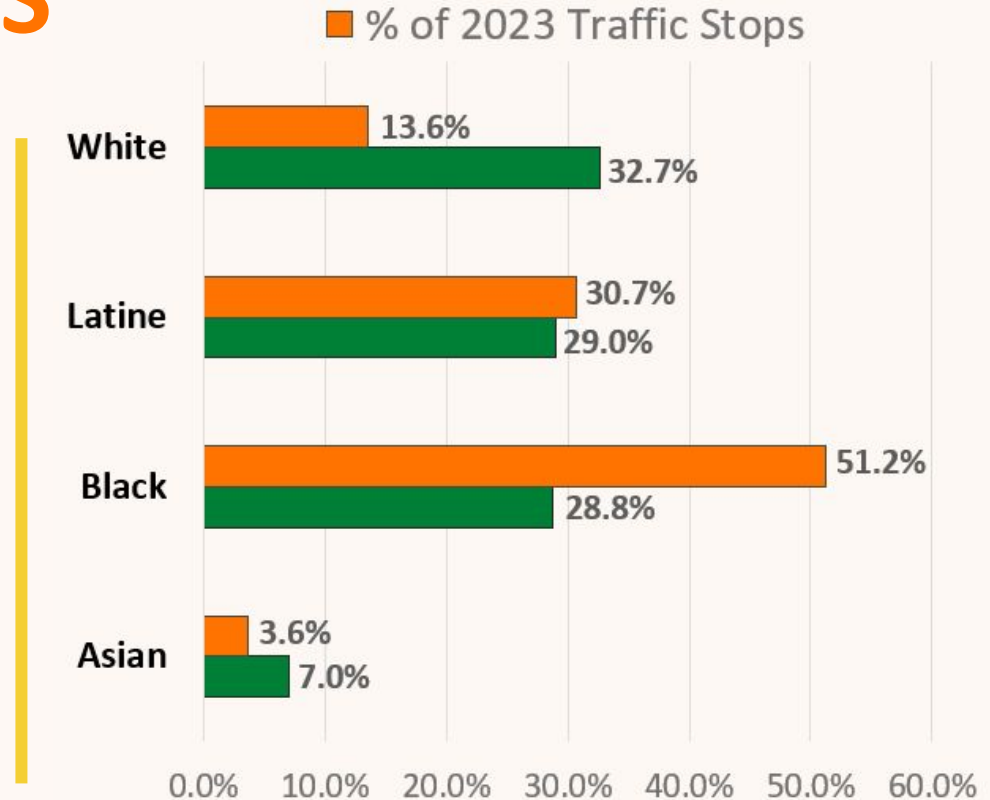
GUNS RECOVERED FROM TRAFFIC STOPS



RACIAL DISPARITIES

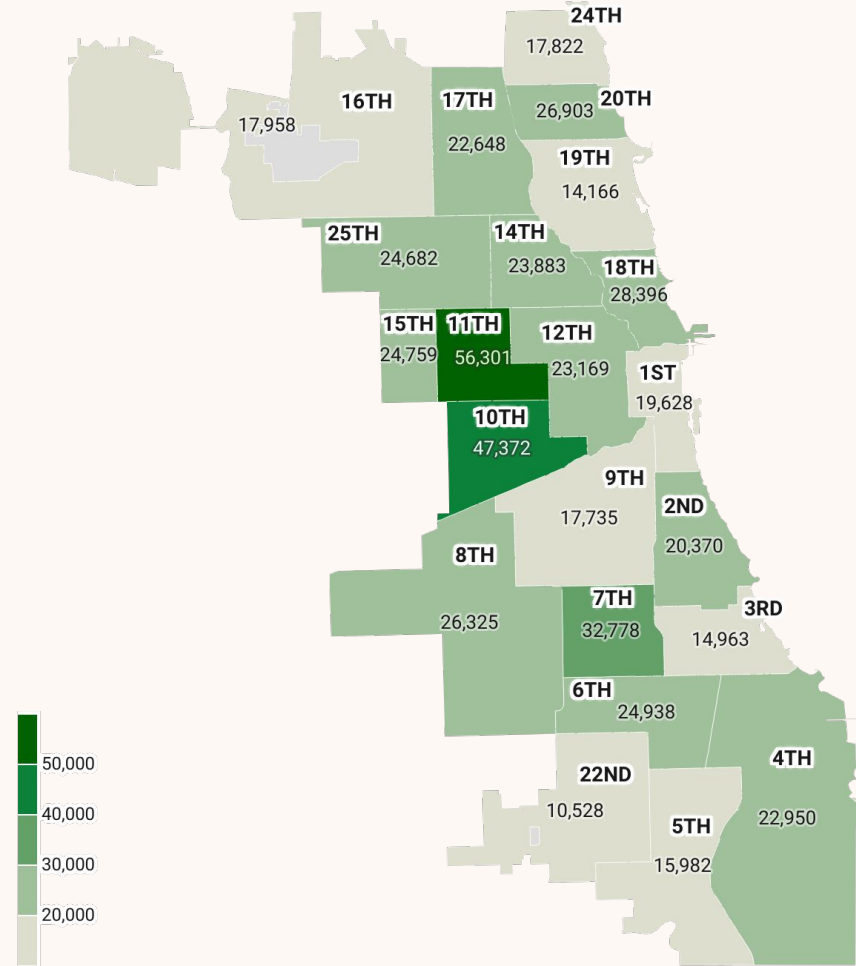
Citywide from 2015 – 2021:

- Black drivers were 6x as likely to be stopped
- Latine drivers were 2x as likely to be stopped



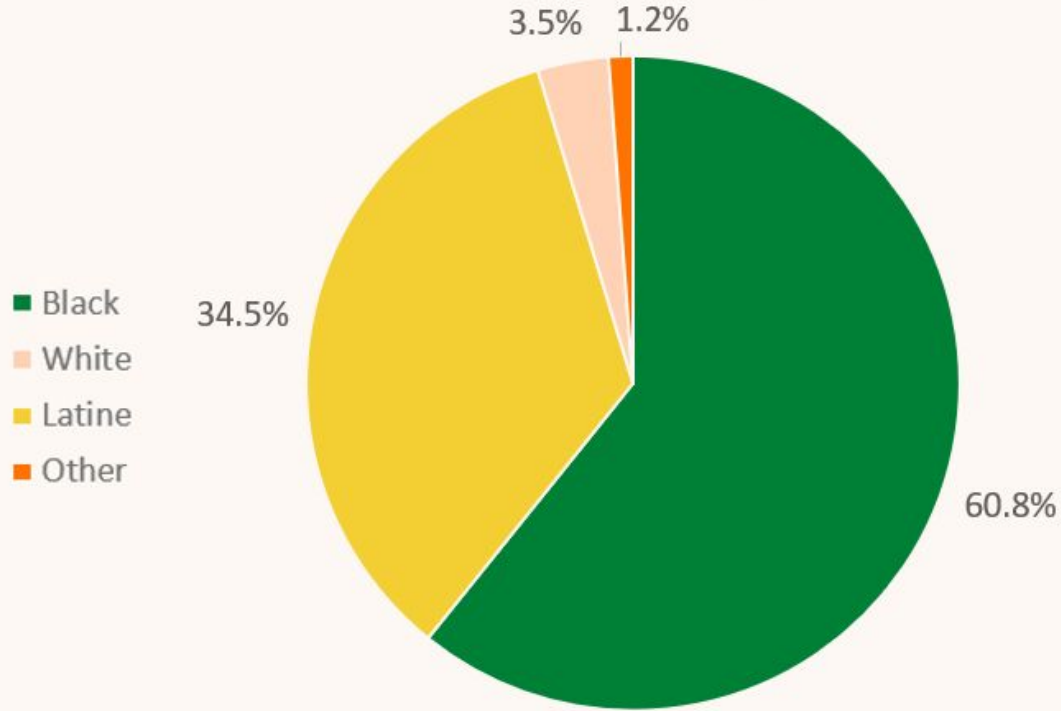
RACIAL DISPARITIES IN LOCATION

CPD 2023 Traffic Stops, by Police District



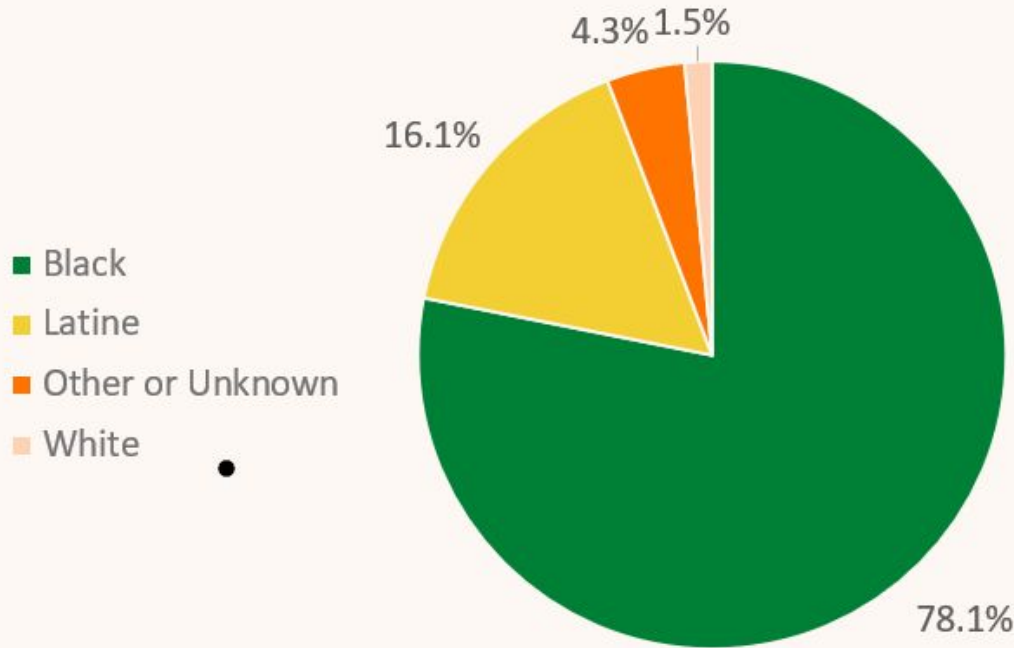
RACIAL DISPARITIES IN SEARCHES

VEHICLE CONSENT SEARCH REQUESTS - 2023



RACIAL DISPARITIES IN USE OF FORCE

TRAFFIC STOP USES OF FORCE - 2023



95%

of traffic stop uses of force were against people of color



SUPERINTENDENT SNELLING

Q4 2023



SNELLING'S FIRST QUARTER SHOWED MORE OF THE SAME (Q4 2023)



Numbers: Q4 saw 118,811 traffic stops. Lower, but still too high.



Minor stops: Focus on licensing/ registration increased to 48.7% of stops.



Racial disparities: Disparities continued—81% of stopped drivers were Black or Latine.



West Side concentration: CPD made 22% of traffic stops in Districts 11 and 10.



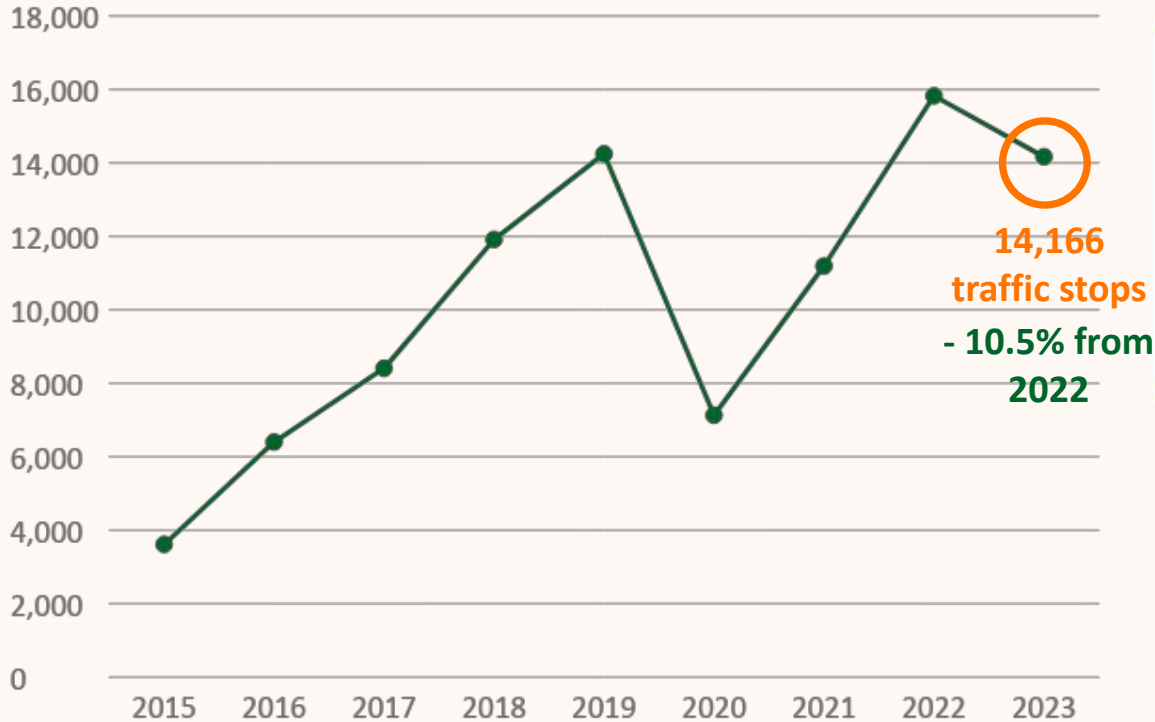
Criminal activity detection rates:

- Citations — 4.2%
- Arrest rates — 2.5%
- Contraband recovery — 0.8%
- Gun recovery — 0.5%

19TH DISTRICT



DISTRICT 19 STOP NUMBERS



DISTRICTS WITH THE HIGHEST TRAFFIC STOP NUMBERS 2023

1. DISTRICT 11	10.5%
2. DISTRICT 10	8.8%
3. DISTRICT 7	6.1%
4. DISTRICT 18	5.3%
...	
21. DISTRICT 19	2.6%

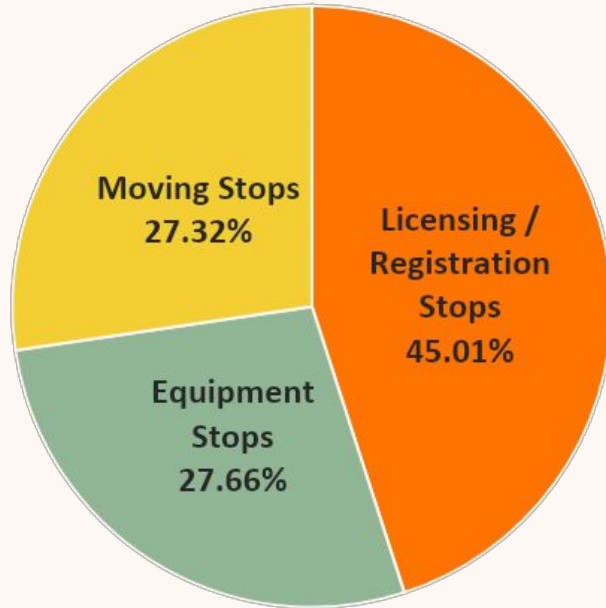
DISTRICT 19

**8% OF
CHICAGO'S
POPULATION**



DISTRICT 19 TYPES OF STOPS

2023 District 19 Traffic Stop Types



CITATIONS

issued in 12.7% of
2023 traffic stops



DISTRICT 19 STOPS BY RACE

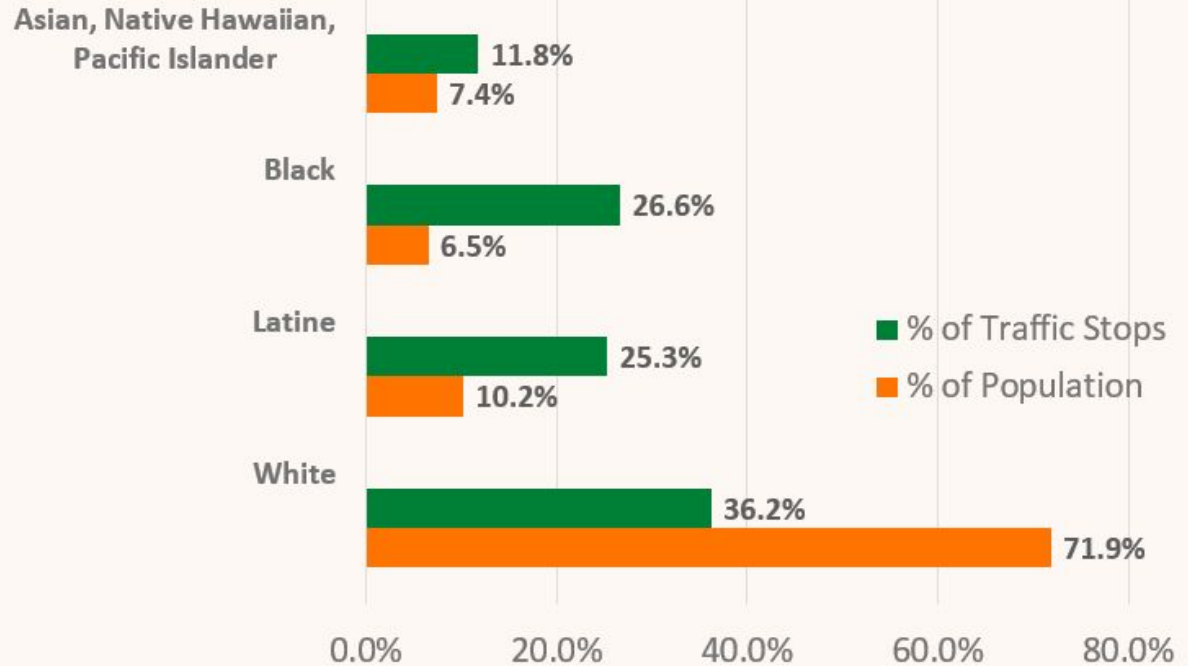
2015-2021:

Black drivers **7.19x**
as likely to be stopped

Latine drivers **3.48x**
as likely to be stopped

Asian drivers **1.85x**
as likely to be stopped

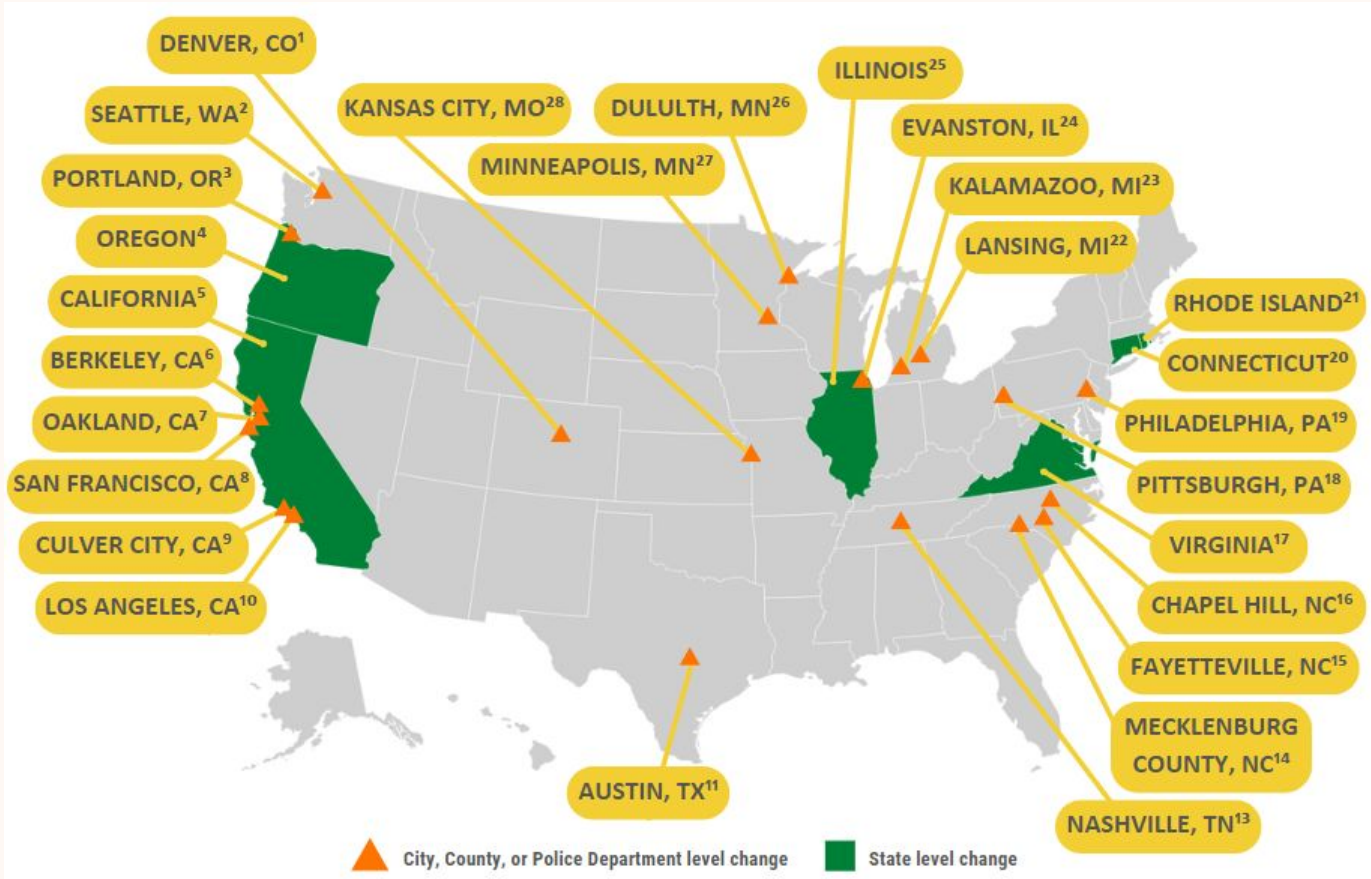
2023 Stops vs. Population by Race



POLICY PLATFORM



TRAFFIC STOP REFORMS AROUND THE NATION



3-PRONG PLATFORM TO REDUCE RACIALLY DISPARATE PRETEXTUAL STOPS

1. Limit Low-Level Stops

- No stops for a set of low-level traffic violations that have little to no impact on roadway safety, like having one broken headlight or taillight when the other is still lit, failure to have a license plate light, or recently expired registration
- *Examples: Virginia, Philadelphia, Pittsburgh, Oregon, San Francisco Police Department*



3-PRONG PLATFORM TO REDUCE RACIALLY DISPARATE PRETEXTUAL STOPS

2. Eliminate Pretextual Stops

- No stops for a traffic code violation when their primary intention is to conduct a suspicion-less investigation for unrelated criminal violations for which they lack reasonable suspicion
- *Examples: Los Angeles Police Department*



3-PRONG PLATFORM TO REDUCE RACIALLY DISPARATE PRETEXTUAL STOPS

3. End Suspicionless Consent Searches During Traffic Stops

- Require law enforcement to have an independent legal basis to search before asking consent to search a person, their vehicle, or their belongings during a stop for a traffic code violation
- *Examples: Connecticut, Rhode Island, San Francisco Police Department*



PROJECTED OUTCOMES



JOIN THE FREE 2 MOVEMENT!

1. Sign our petition to have a hearing
2. Join the Coalition
3. Share your story
4. Encourage your District Councilors to sign on to our platform

LEARN MORE:

- Email athompson@impactforequity.org
- Visit www.Free2MoveChi.org



4. Public Comment

Public Comment - Rules & Follow Up

Rules of Engagement

- 2 min/speaker = ~10 speakers (typically 20 minutes total)
- Request to make public comment must be submitted within 30-minutes of start of meeting
- Order of speakers randomly selected
- No disruption of speakers
- No harassment or disrespect will be tolerated (zero tolerance policy)

Follow Up

- Public comments are of utmost importance to DCMs
- DCMs and staff will take official minutes of public comments made
- DCMs may address comments in real time or may follow up with community member at a later time

Public Comments - Guiding Questions

- What are your thoughts on the information presented today?
- What would you like to see prioritized for our future meetings?
- Are there any issues you are dealing with that you'd like for us to be aware of?

2-Minutes per Speaker



5. Next Meeting




19th

POLICE DISTRICT COUNCIL

**Maurilio Garcia
Jenny Schaffer
Sam Schoenburg**



**Wednesday, May 29th, 2024 @ 6:30pm
Waters Elementary
4540 N Campbell Ave.**



6. Reminders & Calls to Action

Action Items

- Sign up to help pass out mental health resource palm cards
- Attend our next meeting
- Share alternative mental health number with friends and community
- Consider signing petition to have CCPSA hold a special meeting centered around Pretextual Traffic Stops

Adjourn - Thank you!



19th

POLICE DISTRICT COUNCIL

**Maurilio Garcia
Jenny Schaffer
Sam Schoenburg**



**Wednesday, May 29th, 2024 @ 6:30pm
Waters Elementary
4540 N Campbell Ave.**

