



Rahm Emanuel  
Mayor

Department of Police • City Of Chicago  
3510 South Michigan Avenue • Chicago, Illinois 60653

Garry F. McCarthy  
Superintendent of Police

## MEMORANDUM

**TO:** The Honorable Carrie Austin  
Chairman, Committee on Budget and Government Operations

**FROM:** Garry McCarthy  
Superintendent

**DATE:** November 22, 2013

**RE:** Request for Information

**CC:** Maria Guerra, Mayor's Office of Legislative Counsel and Government Affairs

**Ref ID:** 57—0—Response to Ald. Cochran

---

The Office of Budget and Management has provided answers to a number of the questions raised by Alderman Cochran in his letter dated October 24, 2013. For the remaining questions, please find the response of the Chicago Police Department.

1.-6. *Using the original budget ordinance effective on January 1, 2013, for your department, please identify by Fund and Grant: list of positions that have become and remain vacant in 2013 year to date; list of positions where there were layoffs in 2013 year to date; list of any of the above positions that are being retained in the proposed 2014 budget; and list and explain any other changes in personnel in 2014 proposed budget.*

Response provided by OBM.

7. *Organization chart for the Police Department and an updated phone and email directory.*

Organization chart provided by OBM. The department's updated phone directory is being sent under separate cover. E-mail addresses for department members are generally designed according to the following convention: [Firstname.Lastname@chicagopolice.org](mailto:Firstname.Lastname@chicagopolice.org)

8. Please provide a list of Shakman positions in your Department's budget for 2013 and projected budget for 2014. Identify which positions are currently vacant.

Answer provided by OBM. The department's updated phone directory is attached. E-mail addresses for department members are generally designed according to the following convention: [Firstname.Lastname@chicagopolice.org](mailto:Firstname.Lastname@chicagopolice.org)

9. Breakdown of sworn, civilian, exempt, positions by rank, identifying race and gender, for each unit, district and area. Subtotal by district and area and include city-wide totals. Identify years of service for command ranks. Please include positions from ALL sources of funds.

Answer provided by OBM.

10. Breakdown of personnel by watch for each district, area and unit. Identify years of service for patrol division for all districts by watch.

Answer to be provided in a subsequent memo.

11. Racial and gender breakdown of new recruits in 2013.

Answer provided by OBM.

12. Current number of sworn officers in administrative/management positions.

Captain	21
Exempt	62
Lieutenant	186
<b>TOTAL</b>	<b>269</b>

13. Provide race and gender breakdowns of promotions to lieutenant and sergeant since 10/2012.

There has not been a lieutenant's class in the time period requested. Please see the table below for sergeant promotions since November 2012.

SERGEANT PROMOTION (NOV. 2012)

	<b>WHITE</b>	<b>BLACK</b>	<b>HISPANIC</b>	<b>OTHER</b>	<b>TOTAL</b>
<b>MALE</b>	22	6	6	0	34
<b>FEMALE</b>	4	2	1	0	7
<b>TOTAL</b>	26	8	7	0	41

There has not been a lieutenant's class in the time period requested.

---

14. *List of administrative assistants assigned to 25 police districts, including race and gender.*

This position was eliminated in 2011.

15. *Number of officers hired who were fired or quit before probation was over, by race since October 2012. Number of sworn personnel separated from the department and the reason for separation since October 2012.*

SEPARATION - PROBATIONARY OFFICERS

	WHITE	AFRICAN-AMERICAN	HISPANIC	OTHER	TOTAL
MALE	1	1	0	0	2
FEMALE	0	0	1	0	1
TOTAL	1	1	1	0	3

**Sworn separations, 2012 and 2013**

<b>2012</b>	<b>616</b>
Deceased	10
Discharge	9
Mandatory Retirement	41
Resignation	47
Resignation - In Lieu of Discharge	1
Retirement	505
Termination Disciplinary	3
<b>2013</b>	<b>326</b>
Deceased	15
Discharge	8
Mandatory Retirement	18
Resignation	29
Retirement	246
Termination Disciplinary	10

16. *Number of retirements of sworn personnel in 2012 and 2013 year to date.*

- 546 Sworn retired for pension in 2012
- 264 Sworn retired for pension year to date 2013

17. *Number of officers hired who have not made it through probationary period since November 2012. Include race and gender information.*

SEPARATION - PROBATIONARY OFFICERS					
	WHITE	AFRICAN-AMERICAN	HISPANIC	OTHER	TOTAL
MALE	1	1	0	0	2
FEMALE	0	0	1	0	1
TOTAL	1	1	1	0	3

18. *List of 2013 Interns by race, gender and school*

Response provided by OBM

19. *Breakdown of accounts (all funds) 0140, 0138, 0154, 0157, 0162, 0176, 0340, 0350, and 0360 for 2012, 2013 year to date, projected 2013 year-end, and projected 2014. Include contractor, amount and purpose. Add Reason for increases in accounts 0340, 0350, 0360, since 2012. (These appear to me more than a cost of living increase).*

Response provided by OBM

20. *Breakdown of account 9067 for 2012, 2013 year to date, projected 2013 year-end, and projected 2014. Include contractor, amount and purpose.*

Response provided by OBM

21. *Provide overtime pay chart for 2012 and 2013. What is projected overtime for 2014? Specifically identify overtime for various marches and other specific events. Include assumptions for 2013.*

Overtime, 2012-2014

Year	2012 Actual	2013 Actual through October	2014 Recommended
Amount	\$51,731,758	\$87,845,555	\$75,094,000

Through seven cycles (through July), Special Events made up 23% of regular overtime, or around \$4.3 million.

22. *Paragraph description of anticipated grants for 2014 with amounts. Breakdown of grants received in 2013. Include contractor, purpose, amount and personnel positions by grant. Include a breakdown of use of forfeiture money for funds received in 2013 year to date as well as projected end of year 2013 and 2014.*

Grants related information was provided by OBM. With respect to asset forfeiture, total federal asset forfeiture revenue received year-to-date as of September 24, 2013, is \$4,627,485.80. This amount does not re-enter the City's corporate budget. Per State and Federal regulations asset forfeiture revenue cannot be used to supplant corporate funds. Due to drastic fluctuations in the receipt of asset forfeiture funds, CPD does not project what will be received in the future.

23. Specific breakout for Law Enforcement Block Grant for year 2014 and detail for 2013 grant. Include contractors, purpose, amount and personnel positions.

The Local Law Enforcement Block Grant ended in 2004. It was replaced by the Byrne Justice Assistance Grant (JAG). The 2014 grant has not yet been received by Chicago Police through the Department of Justice. The budget for the 2013 grant is as follows:

<b>2013 JAG</b>	<u>Original Budget</u>	<u>Expenditures as of 11/5/13</u>
<i>Grant period runs through September 30, 2016.</i>		
• JAG Partner Participation	\$ 788,137.00	\$0.00
• Vehicles	\$1,866,217.00	\$0.00
• Grant Administration		
Grant Research Specialist (1 year)		
Salary	\$ 92,250.00	\$0.00
Fringe Benefits	\$ 29,114.00	\$0.00
Travel	\$ 1,561.00	\$0.00
Office Supplies	\$ 480.00	\$0.00
• CPD A Force for Good Program	\$ 30,000.00	\$0.00
• Indirect Costs	\$ 40,236.00	\$0.00
<b>TOTAL</b>	<b>\$2,847,995.00</b>	<b>\$0.00</b>

The 2014 JAG grant has not yet been announced as of November 2013.

24. Number of weapons burns and melting in 2012 and 2013 year to date. (Total weapons destroyed.) Number of weapons recovered but not burned. Why are some weapons burned and not others?

<b>Firearm Activity</b>				
	<b>2010</b>	<b>2011</b>	<b>2012</b>	<b>2013</b>
<b>Firearms Recovered</b>	11,996	10,745	7,005	5,664
<b>Firearms Destroyed</b>	3,592	1,084	6,115	314

Since February 2013, the disposal of weapons was halted pending an ordinance change to broaden the way we destroy firearms. This ordinance was recently revised and the destruction of weapons should continue in the near future. Firearms that are currently needed as evidence are not destroyed and retained until the conclusion of the case.

25. Number of officers assigned to other agencies identified by agencies, i.e. FBI, State Attorney, CHA, CTA, Park District, etc. Where are their positions located in Chicago Police Department 2014 budget?

The following is a breakdown of department members assigned to other agencies:

- Chicago Park District<sup>1</sup> 2
- Assistant States Attorney<sup>1</sup> 1
- City Treasurer<sup>1</sup> 1
- Federal Bureau of Investigation<sup>2</sup> 31
- Bureau of Alcohol Tobacco & Firearms<sup>2</sup> 7

- Internal Revenue Service<sup>2</sup> 1
- Drug Enforcement Agency<sup>2</sup> 33
- Department of Homeland Security<sup>2</sup> 2

The positions are located in the Chicago Police Department budget under Detached Services Unit<sup>1</sup> and the Bureau of Organized Crime<sup>2</sup>.

26. *Number of police officers detailed to other city departments. Where are their positions located in the Chicago Police Department's budget?*

The number of department members detailed to other city departments is as follows:

- OEMC: 3
- City Hall: 11
- Corporation Counsel: 14

These positions are located in the Chicago Police Department budget under Detached Services Unit.

27. *Breakdown of indexed crimes by category and by month for 2012 and January through October 2013. Provide citywide and by district.*

See attachment 27\_28.

28. *Update crime stats for each ward.*

Crime stats are not available by ward. They are available by district. See attachment provided for number 27.

29. *List of all calls to police by district for 2012 and 2013 year to date.*

The data for this question is still being compiled and will be sent under separate cover.

30. *All calls for service received in 2<sup>nd</sup>, 3<sup>rd</sup>, 7<sup>th</sup> and 9<sup>th</sup> district by beats that include 20<sup>th</sup> Ward in 2012 and 2013 year to date.*

The data for this question is still being compiled and will be sent under separate cover.

31. *How close to full staffing are the 2<sup>nd</sup>, 3<sup>rd</sup>, 7<sup>th</sup> and 9<sup>th</sup> Districts?*

Below is the breakdown of each of the Districts requested.

<b>ACTUAL ASSIGNED SWORN PERSONNEL IN DISTRICTS (PO/FTO/SGT/LT/CAPT)</b>					
<b>DIST</b>	<b>P.O. /FTO</b>	<b>SGT.</b>	<b>LT.</b>	<b>CAPT.</b>	<b>TOTAL</b>
<b>002</b>	362	23	4	1	<b>390</b>
<b>003</b>	302	22	5	1	<b>330</b>
<b>007</b>	361	25	7	1	<b>394</b>
<b>009</b>	324	23	7	1	<b>355</b>

In 2011, the 21<sup>st</sup> district was consolidated into 1<sup>st</sup>, 2<sup>nd</sup> and 9<sup>th</sup> districts.

32. *What is the current backlog in getting information back from the state crime lab? Please identify categories of what is sent to the crime lab and the time it takes to receive information back. What are protocols for requests for analysis of sexual assault kits, fingerprints, and any other category of information requested by Police Dept. What is the timeline for DNA results? What is the current backlog on rape kits?*

1. There is no current backlog with receiving information from the Illinois State crime lab.
2. Physical evidence from the following crime categories are sent to the Illinois State Police Forensic Science Center for processing: Homicides, Criminal Sexual Assaults, Batteries, Burglaries, Robberies, and other crimes in which evidence with DNA can assist in identifying the offender and/or linking the offender to the victim or the scene of a crime. The DNA hits from 01 Jan 2013 – 30 Sep 2013 differentiated by type of crime are as follows:

TYPE OF CRIME	NUMBER OF HITS
HOMICIDE	35
CRIMINAL SEXUAL ASSAULT	113
BURGLARY	111
ROBBERY	30
OTHER	28
<b>TOTAL DNA "HITS"</b>	<b>317</b>

3. The policy of the Chicago Police Departments Bureau of Detectives is to request analysis of all evidence recovered that may aid in the identification and prosecution of an offender. All evidence or property that is collected and inventoried must be processed through the Forensic Services Section prior to being transferred to the Illinois State Police Forensic Science Center. The protocol within the Bureau of Detectives is to utilize Etrack to complete an electronic "Evidence Submission Form" detailing the request of the evidence to be analyzed. The completion of this form is the protocol for submission of **ALL** evidence to the Illinois State Police Forensic Science Center, including rape kits.
4. The timeline for receiving DNA results varies for each case and is continually changing. An estimated time of return for individual crimes has been requested of the Illinois State Police Forensic Science Center however they do not have those numbers for us at this time. The time frame to receive a DNA "hit" is also determined by whether or not the matching profile is in the CODIS database (for example a "hit" may come years after evidence is submitted because the offenders profile is only then entered after a qualifying offense/conviction). The Bureau of Detectives does track the results of the preliminary test for biological evidence in rape kits, which is currently at approximately 5 months.
5. The Chicago Police Department does not currently have a backlog of rape kits. All of our inventoried rape kits are submitted to the Illinois State Police within 10 business days in compliance with Public Health Act 96-1011. The Bureau of Detectives – DNA Unit performs a weekly audit of all inventoried rape kits to ensure compliance.

33. *Ethics Training. Policy regarding number of training hours required for officers.*

The Chicago Police Department instructs each recruit in a 16 hour block of Ethics Training even though the Illinois Law Enforcement Training and Standards Board mandates only 4 hours of training on the subject. In addition to that training, ethics training is infused in to other blocks of instruction such as 14 hours of Communication in the Police Environment, 4 hours of Police Citizen Relations, and 24 hours of

---

Diversity Management Training. The entire curriculum of recruit training is in the process of being rewritten and an ethical component is being added to each course.

The Department has created an 8 hour class entitled Procedural Justice and Police Legitimacy. This 8 hour course has a strong ethical theme that is a continuation of the above mentioned ethics courses. To date, 7,252 Department members have completed the course.

The Department also has a streaming video program in which training videos are selected for review at daily roll calls. Many of these videos are based on ethics based or have an ethical component.

34. Provide a listing by district of the number of formal and informal adjustments for juveniles.

See attachment 34.

35. How many officers were recommended for termination in 2012 and 2013 year to date? How many recommendations were upheld, what other action was taken for the remainder? Provide race and gender for all of the above. Which of these were reviewed by OPS/IPRA and which were reviewed by Internal Affairs?

## BUREAU OF INTERNAL AFFAIRS

### TERMINATION

1. HOW MANY THIS YEAR?
2. HOW MANY WERE RECOMMENDED TO THE POLICE BOARD?
3. HOW MANY WERE APPROVED?
4. HOW MANY WERE REJECTED?

### INTERNAL AFFAIRS – POLICE BOARD CASES

YEAR	IA RECOMMENDED TO PB	APPROVED BY PB	POLICE BOARD REINSTATEMENTS	RESIGNED	OPEN
JAN 1-DEC 31, 2012	12	6	3	3	0
JAN 1-OCT 31, 2013	10	2	2	0	6

### IPRA – POLICE BOARD CASES

YEAR	IPRA RECOMMENDED TO PB	APPROVED BY PB	POLICE BOARD REINSTATEMENTS	RESIGNED	OPEN
JAN 1-DEC 31, 2012	31	7	22	2	0
JAN 1-OCT 31, 2013	3	0	2	0	1

### RACE/GENDER – INVESTIGATIONS RECOMMENDED FOR SEPARATION

JAN 1-OCT 31, 2013	BIA	IPRA	TOTAL
MALE	8	2	<b>10</b>
FEMALE	2	1	<b>3</b>
WHITE	4	0	<b>4</b>
BLACK	3	2	<b>5</b>
HISPANIC	3	1	<b>4</b>



36. *Rate of disqualification after psychological on entry tests, broken down by race, for 2013.*

Below are the race and ethnicity breakdowns for applicants who failed the psychological examination in 2013.

**Psychological examination failure rate, by race, 2013**

<b>Candidate Race (EEO2)</b>	<b>Rate of Failure Psy</b>
American Indian or Alaska Native	11.54%
Asian	13.59%
Black or African American	9.21%
I do not wish to provide this information	9.66%
N/S	18.81%
Native Hawaiian or Other Pacific Islander	9.09%
Two or more races	9.93%
White	8.29%
<b>Total Percent of disqualification After Psy</b>	<b>9.14%</b>

**Psychological examination failure rate, by ethnicity, 2013**

<b>Candidate Ethnicity (EEO2)</b>	<b>Rate of Failure Psy</b>
Hispanic or Latino	<b>10.31%</b>
I do not wish to provide this information	<b>9.11%</b>
N/S	<b>18.00%</b>
Not Hispanic or Latino	<b>8.54%</b>
<b>Total Percent of disqualification After Psy</b>	<b>9.14%</b>

37. *Possibility of creating a link between the computer system that the police use with the one the Dept. of Revenue meter readers use so that if Dept. of Revenue personnel ticket a car that has been reported stolen, the information would be directly transmitted to the police.*

Today, the Department of Police provides a daily “hot list” of wanted vehicles that is loaded into Department of Finance License Plate Reader (LPR)-equipped vans, so that when a wanted plate is identified the van operator can contact 911 for a police response.

We collaborated with the Department of Finance on a Request for Information (RFI) expected to be released shortly (“License Plate Recognition (LPR) System Technology Equipment and Support”) that will allow for an automated exchange of information between the Department of Finance LPR-equipped vehicles and Public Safety Information Technology (PSIT) systems at both the Office of Emergency Management and Department of Police. This will allow for automated alerts and real-time access to video from LPR-equipped vehicles when an alert for a wanted vehicle is received.

We will continue to work with the Department of Finance to explore the expansion of this real-time capability to hand-held equipment utilized by Department of Finance personnel.

38. *Possibility of making changes necessary so those Police detectives have access to the addresses at which parking tickets were issued. (Currently, they can only access the Dept of Revenue website, which only includes the date, violation type and violation number.)*

Department of Police investigators may contact the 24-hour Crime Prevention and Information Center (CPIC), who has direct access to the CANVAS (Chicago Adjudication, Noticing, and Violation

---

Administration System); a city-owned application which hosts a variety of information involving parking and red-light violations including specific addresses of violations.

We will work with the Department of Finance and Bureau of Detectives to expand this access to Detective Areas in the coming months.

39. *Crime lab – what is our equivalent to CSI?*

**Currently the CPD Forensics Services Division provides the following services:**

- Crime scene processing - Evidence Technicians and Police Forensics Investigators collect evidence and photograph scenes (including LEICA 3D images).
- Ballistics Lab - Processes most recovered firearms - including functionality, test firing, entering fired cartridges into NIBIN system for comparison to other crime scene weapons.
- Laser Unit - Updated and capable of developing latent prints on evidence – including guns.
- Evidence Evaluation Unit - Items awaiting forensic testing.
- Photography Unit - Develops and Processes all film and digital prints.

The CPD Forensics Lab has been upgraded during the past year to include IBIS (Integrated Ballistics Identification System) and other equipment for the processing of guns, new laser equipment for development of latent prints, new printers for processing of photos, improved facilities for the processing and evaluation of evidence. The remaining items to be completed are the hiring of additional personnel as Firearms Examiners, and the purchase of a LEICA system for efficient 3D imaging of crime scenes.

**Forensic Testing performed by the ISP Lab:**

- DNA
- Serology
- Gun Shot Residue
- Drug Testing
- Latent prints on violent crime cases

40. *What is the average attendance of caps meetings throughout the city? I ask because we typically have the same 5-7 residents that attend and report the same issues over and over again, might not be bad to allocate money to hiring new officers instead of spending the allotted amount in the caps department. I know at one point they were considering eliminating the program, is it the same scenario this year?*

There are 22 districts within the city. Each district commander determines the schedule for their CAPS beat meetings. The CAPS order only states that the beat meetings must meet quarterly. Each district has three sectors and within each sector there are four or five beats. Taking the total beat meeting attendance for the first eight months and dividing the number by 3 for the sectors. The average sector attendance is 115.

Beat meetings have been established since the inception of the CAPS program. Beat meetings have always been about bringing the community into an arena to discuss a problem and to do problem solving with their neighbors and the police. Many community members that are actively engaged within their neighborhoods will attend beat meetings to see and hear what issues are occurring within their community. These beat meetings are perfect avenues for those members to select community concerns that are more specific or peaks the interest of that attendee to volunteer. This is a springboard for individuals to volunteer and get involved with the CAPS program and their community.

---

41. *What is the average response time for a responding officer to arrive on the scene?*

The data for this question is still being compiled and will be sent under separate cover.

42. *Calls that the CPD chose not to respond to:*

- *Burglaries – We have had constituents inform us that their garage had been burglarized, entry point sometimes in the window where finger prints are visible. Nobody responds to get those prints.*
- *Car thefts – If someone is stuck up at gun point, car is stolen police will not respond. What if the victim didn't see the criminal but witnesses on the street did. Nobody is there to capture a statement or description of the suspect.*
  - *Between September 1, 2012 and September 30, 2013, the Alternate Response Section (ARS) received 449,586 calls. 73.1% of all reports completed by the ARS are for theft, motor vehicle theft, criminal damage to property and lost property.*
  - *The car theft case noted above is an example of Vehicular Hijacking which will warrant a police response to the scene.*

43. *Please provide a list of those calls that come in that the CPD previously responded to but no longer will.*

See attachment 43.

44. *How many African American CPD officers are Sergeant, Lieutenants, Commanders, etc., in the entire force?*

This information was provided by CPD on in their pre-hearing budget materials posted to the City Council's Share Point

Site. <http://chicitycouncil.cityofchicago.local/budgethearings/2014DepartmentContent/Forms/AllItems.aspx>

45. *How many officers will be retiring in the next 3 years and what is the anticipated number of hires that will happen between now and then?*

Below is a chart of sworn personnel who are eligible to retire within the next 3 years:

<b>SWORN PERSONNEL</b>	
<b>AGE &gt;=50 AND YEARS OF SERVICE &gt;=20</b>	
<b>RANK</b>	<b>NUMBER</b>
CANINE HANDLER	12
CAPTAIN	19
DETECTIVE	280
EVIDENCE TECHNICIAN	23
EXPLOSIVES CANINE HANDLER	10
EXPLOSIVES TECHNICIAN I	5
FIELD TRAINING OFFICER	20
FINGERPRINT EXAMINER	5
FIREARMS IDENTIFICATION TECH I	1
LIEUTENANT	102

MARINE OFFICER	7
MOUNTED PATROL OFFICER	3
POLICE AGENT	6
POLICE FORENSIC INVESTIGATOR I	8
POLICE OFFICER	872
POLICE TECHNICIAN	2
SECURITY SPECIALIST	1
SERGEANT	331
SUPERVISING LATENT OFFICER	1
TRAFFIC SPECIALIST	7
	<b>1,715</b>

46. *When we receive additional officers from outside districts in our ward, they seem to issue a lot of unjust citations, including no rpp sticker, when the resident clearly has it displayed. Same thing for truck permit violations, resident has the sticker but they still receive a violation. No one is getting out of the car to inspect causing our office to be burdened with writing letters to assist the resident with contesting the ticket.*

Without seeing the ticket in question, we cannot determine the circumstances surrounding the ticket.

Officers receive training on the new Residential Parking Permit and City stickers when they are issued. Officers have a personal stake in having this knowledge. Officers that fail to purchase their city stickers are not only liable for any parking citations they receive but they also face disciplinary action for failing to purchase their sticker. This makes officers more aware of what is needed to be legally licensed to have a motor vehicle in the city.

47. *What criteria are used to determine what kind of patrol each problem area will receive? Will this program be expanded to other districts/beats/communities? How much will that expansion cost?*

We would be happy to work with the alderman to better understand this question and provide a response.

48. *Elaborate on the expected cost of implementing concealed carry in 2014?*

The expected cost is undetermined at this time as we are waiting for the Illinois State Police to define the program.

49. *What is the cost of hiring a new officer versus an equivalent amount of overtime for existing staff?*

Answer provided by OBM.

50. *Provide a full breakdown of 2013 overtime costs?*

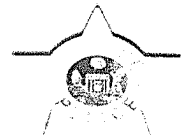
Answer provided by OBM.

**Attachment 27\_28**



Rahm Emanuel  
Mayor

# Chicago Police Department



Garry F. McCarthy  
Superintendent

## CompStat

Week 44

City Wide

Report Covering the Week of 28-Oct-2013 Through 03-Nov-2013

	Last 7 Days			Last 28 Days			Year to Date			2 Year
	2013	2012	% Change	2013	2012	% Change	2013	2012	% Chg	% Chg
<b>CRIME COMPLAINTS</b>										
MURDER	13	15	-13%	33	36	-8%	365	447	-18%	-1%
CRIMINAL SEXUAL ASSAULT(CSA)	28	25	12%	125	109	15%	1243	1288	-3%	-6%
ROBBERY	275	282	-2%	937	1142	-18%	9948	11185	-11%	-15%
AGGRAVATED BATTERY	132	148	-11%	502	621	-19%	5714	6782	-16%	-20%
BURGLARY	353	505	-30%	1460	1922	-24%	15155	19289	-21%	-33%
FELONY THEFT	311	333	-7%	1323	1237	7%	12957	13413	-3%	-2%
MOTOR VEHICLE THEFT	244	317	-23%	929	1254	-26%	10926	13791	-21%	-34%
<b>TOTAL</b>	<b>1356</b>	<b>1625</b>	<b>-17%</b>	<b>5309</b>	<b>6321</b>	<b>-16%</b>	<b>56308</b>	<b>66195</b>	<b>-15%</b>	<b>-23%</b>
SHOOTING INCIDENT	36	52	-31%	123	199	-38%	1622	2117	-23%	-17%

	<b>HISTORICAL COMPARISON</b>					
	2013	2012	2011	% Change 2013 - 2012	% Change 2013 - 2011	
MURDER	365	447	367	-18%	-1%	
CRIMINAL SEXUAL ASSAULT(CSA)	1243	1288	1316	-3%	-6%	
ROBBERY	9948	11185	11752	-11%	-15%	
AGGRAVATED BATTERY	5714	6782	7140	-16%	-20%	
BURGLARY	15155	19289	22508	-21%	-33%	
FELONY THEFT	12957	13413	13230	-3%	-2%	
MOTOR VEHICLE THEFT	10926	13791	16587	-21%	-34%	
<b>TOTAL</b>	<b>56308</b>	<b>66195</b>	<b>72900</b>	<b>-15%</b>	<b>-23%</b>	

The above CompStat figures are posted on Monday, one week after closing date.

CompStat figures are preliminary and subject to further analysis and revision. Crime statistics reflect Illinois Compiled Statutes and differ from the crime categories of the F.B.I. Uniform Crime Reporting System. All degrees of Criminal Sexual Assault are included in the Criminal Sexual Assault category.



Rahm Emanuel  
Mayor

# Chicago Police Department



Garry F. McCarthy  
Superintendent

## CompStat

Week 44

## Area Reports

Report Covering the Week of 28-Oct-2013 Through 03-Nov-2013

	Last 7 Days			Last 28 Days			Year to Date			2 Year
	2013	2012	% Change	2013	2012	% Change	2013	2012	% Chg	% Chg

### Area 1 - Central

#### CRIME COMPLAINTS

	2013	2012	% Change	2013	2012	% Change	2013	2012	% Chg	% Chg
MURDER	2	4	-50%	8	11	-27%	126	176	-28%	-9%
CRIMINAL SEXUAL ASSAULT(CSA)	11	12	-8%	55	50	10%	463	459	1%	0%
ROBBERY	109	110	-1%	379	469	-19%	3619	4205	-14%	-19%
AGGRAVATED BATTERY	35	58	-40%	160	236	-32%	2098	2578	-19%	-20%
BURGLARY	137	168	-18%	527	634	-17%	5529	6645	-17%	-29%
FELONY THEFT	146	140	4%	582	530	10%	5616	5851	-4%	-5%
MOTOR VEHICLE THEFT	86	109	-21%	341	416	-18%	4039	5028	-20%	-37%
<b>TOTAL</b>	<b>526</b>	<b>601</b>	<b>-12%</b>	<b>2052</b>	<b>2346</b>	<b>-13%</b>	<b>21490</b>	<b>24942</b>	<b>-14%</b>	<b>-23%</b>
SHOOTING INCIDENT	5	19	-74%	27	66	-59%	577	821	-30%	-21%

#### HISTORICAL COMPARISON

	2013	2012	2011	% Change 2013 - 2012	% Change 2013 - 2011
MURDER	126	176	139	-28%	-9%
CRIMINAL SEXUAL ASSAULT(CSA)	463	459	462	1%	0%
ROBBERY	3619	4205	4457	-14%	-19%
AGGRAVATED BATTERY	2098	2578	2632	-19%	-20%
BURGLARY	5529	6645	7785	-17%	-29%
FELONY THEFT	5616	5851	5919	-4%	-5%
MOTOR VEHICLE THEFT	4039	5028	6452	-20%	-37%
<b>TOTAL</b>	<b>21490</b>	<b>24942</b>	<b>27846</b>	<b>-14%</b>	<b>-23%</b>

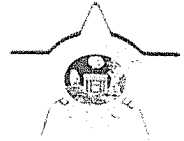
The above CompStat figures are posted on Monday, one week after closing date.

CompStat figures are preliminary and subject to further analysis and revision. Crime statistics reflect Illinois Compiled Statutes and differ from the crime categories of the F.B.I. Uniform Crime Reporting System. All degrees of Criminal Sexual Assault are included in the Criminal Sexual Assault category.



Rahm Emanuel  
Mayor

# Chicago Police Department



Garry F. McCarthy  
Superintendent

## CompStat Week 44

## Area Reports

Report Covering the Week of 28-Oct-2013 Through 03-Nov-2013

	Last 7 Days			Last 28 Days			Year to Date			2 Year
	2013	2012	% Change	2013	2012	% Change	2013	2012	% Chg	% Chg
<b>Area 2 - South</b>										
<b>CRIME COMPLAINTS</b>										
MURDER	5	7	-29%	12	18	-33%	143	159	-10%	10%
CRIMINAL SEXUAL ASSAULT(CSA)	4	5	-20%	28	24	17%	391	396	-1%	-2%
ROBBERY	91	83	10%	269	314	-14%	3187	3267	-2%	-7%
AGGRAVATED BATTERY	49	38	29%	157	178	-12%	1749	2078	-16%	-19%
BURGLARY	112	145	-23%	451	539	-16%	4273	5399	-21%	-36%
FELONY THEFT	46	67	-31%	212	218	-3%	2459	2411	2%	5%
MOTOR VEHICLE THEFT	61	60	2%	216	231	-6%	2467	3074	-20%	-40%
<b>TOTAL</b>	<b>368</b>	<b>405</b>	<b>-9%</b>	<b>1345</b>	<b>1522</b>	<b>-12%</b>	<b>14669</b>	<b>16784</b>	<b>-13%</b>	<b>-24%</b>
SHOOTING INCIDENT	17	13	31%	52	73	-29%	616	784	-21%	-16%

<b>HISTORICAL COMPARISON</b>						
	2013	2012	2011	% Change 2013 - 2012	% Change 2013 - 2011	
MURDER	143	159	130	-10%	10%	
CRIMINAL SEXUAL ASSAULT(CSA)	391	396	400	-1%	-2%	
ROBBERY	3187	3267	3415	-2%	-7%	
AGGRAVATED BATTERY	1749	2078	2163	-16%	-19%	
BURGLARY	4273	5399	6661	-21%	-36%	
FELONY THEFT	2459	2411	2332	2%	5%	
MOTOR VEHICLE THEFT	2467	3074	4145	-20%	-40%	
<b>TOTAL</b>	<b>14669</b>	<b>16784</b>	<b>19246</b>	<b>-13%</b>	<b>-24%</b>	

The above CompStat figures are posted on Monday, one week after closing date.

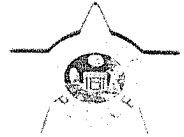
CompStat figures are preliminary and subject to further analysis and revision. Crime statistics reflect Illinois Compiled Statutes and differ from the crime categories of the F.B.I. Uniform Crime Reporting System. All degrees of Criminal Sexual Assault are included in the Criminal Sexual Assault category.





Rahm Emanuel  
Mayor

# Chicago Police Department



Garry F. McCarthy  
Superintendent

## CompStat Week 44

### Area Reports

Report Covering the Week of 28-Oct-2013 Through 03-Nov-2013

	Last 7 Days			Last 28 Days			Year to Date			2 Year
	2013	2012	% Change	2013	2012	% Change	2013	2012	% Chg	% Chg
<b>Area 3 - North</b>										
<b>CRIME COMPLAINTS</b>										
MURDER	6	4	50%	13	7	86%	96	112	-14%	-2%
CRIMINAL SEXUAL ASSAULT(CSA)	13	8	63%	42	35	20%	389	433	-10%	-14%
ROBBERY	75	89	-16%	289	359	-19%	3142	3713	-15%	-19%
AGGRAVATED BATTERY	48	52	-8%	185	207	-11%	1867	2126	-12%	-20%
BURGLARY	104	192	-46%	482	749	-36%	5353	7245	-26%	-34%
FELONY THEFT	119	126	-6%	529	489	8%	4882	5151	-5%	-2%
MOTOR VEHICLE THEFT	97	148	-34%	372	607	-39%	4420	5689	-22%	-26%
<b>TOTAL</b>	<b>462</b>	<b>619</b>	<b>-25%</b>	<b>1912</b>	<b>2453</b>	<b>-22%</b>	<b>20149</b>	<b>24469</b>	<b>-18%</b>	<b>-22%</b>
SHOOTING INCIDENT	14	20	-30%	44	60	-27%	429	512	-16%	-12%

	HISTORICAL COMPARISON				% Change	
	2013	2012	2011	% Change 2013 - 2012	% Change 2013 - 2011	
MURDER	96	112	98	-14%	-2%	
CRIMINAL SEXUAL ASSAULT(CSA)	389	433	454	-10%	-14%	
ROBBERY	3142	3713	3880	-15%	-19%	
AGGRAVATED BATTERY	1867	2126	2345	-12%	-20%	
BURGLARY	5353	7245	8062	-26%	-34%	
FELONY THEFT	4882	5151	4979	-5%	-2%	
MOTOR VEHICLE THEFT	4420	5689	5990	-22%	-26%	
<b>TOTAL</b>	<b>20149</b>	<b>24469</b>	<b>25808</b>	<b>-18%</b>	<b>-22%</b>	


The above CompStat figures are posted on Monday, one week after closing date.

CompStat figures are preliminary and subject to further analysis and revision. Crime statistics reflect Illinois Compiled Statutes and differ from the crime categories of the F.B.I. Uniform Crime Reporting System. All degrees of Criminal Sexual Assault are included in the Criminal Sexual Assault category.



Rahm Emanuel  
Mayor

# Chicago Police Department



Garry F. McCarthy  
Superintendent

## CompStat Week 44

## District Reports

Report Covering the Week of 28-Oct-2013 Through 03-Nov-2013

	Last 7 Days			Last 28 Days			Year to Date			2 Year	
	2013	2012	% Change	2013	2012	% Change	2013	2012	% Chg	% Chg	
<b>District 01</b>											
<b>CRIME COMPLAINTS</b>											
MURDER	0	0	0%	0	0	0%	3	0	0%	200%	
CRIMINAL SEXUAL ASSAULT(CSA)	1	0	0%	3	3	0%	31	39	-21%	35%	
ROBBERY	9	8	13%	25	34	-26%	265	299	-11%	-11%	
AGGRAVATED BATTERY	0	2	-100%	13	8	63%	89	117	-24%	-14%	
BURGLARY	3	9	-67%	15	18	-17%	170	207	-18%	0%	
FELONY THEFT	19	14	36%	68	76	-11%	732	843	-13%	-14%	
MOTOR VEHICLE THEFT	3	3	0%	21	15	40%	194	171	13%	-24%	
<b>TOTAL</b>	<b>35</b>	<b>36</b>	<b>-3%</b>	<b>145</b>	<b>154</b>	<b>-6%</b>	<b>1484</b>	<b>1676</b>	<b>-11%</b>	<b>-13%</b>	
SHOOTING INCIDENT	0	0	0%	0	0	0%	6	1	500%	100%	

<b>HISTORICAL COMPARISON</b>						
	2013	2012	2011	% Change 2013 - 2012	% Change 2013 - 2011	
MURDER	3	0	1	0%	200%	
CRIMINAL SEXUAL ASSAULT(CSA)	31	39	23	-21%	35%	
ROBBERY	265	299	297	-11%	-11%	
AGGRAVATED BATTERY	89	117	104	-24%	-14%	
BURGLARY	170	207	170	-18%	0%	
FELONY THEFT	732	843	852	-13%	-14%	
MOTOR VEHICLE THEFT	194	171	255	13%	-24%	
<b>TOTAL</b>	<b>1484</b>	<b>1676</b>	<b>1702</b>	<b>-11%</b>	<b>-13%</b>	


The above CompStat figures are posted on Monday, one week after closing date.

CompStat figures are preliminary and subject to further analysis and revision. Crime statistics reflect Illinois Compiled Statutes and differ from the crime categories of the F.B.I. Uniform Crime Reporting System. All degrees of Criminal Sexual Assault are included in the Criminal Sexual Assault category.



Rahm Emanuel  
Mayor

# Chicago Police Department



Garry F. McCarthy  
Superintendent

## CompStat

## District Reports

Week 44

Report Covering the Week of 28-Oct-2013 Through 03-Nov-2013

Last 7 Days			Last 28 Days			Year to Date			2 Year	
2013	2012	% Change	2013	2012	% Change	2013	2012	% Chg	% Chg	

### District 02

#### CRIME COMPLAINTS

	2013	2012	% Change	2013	2012	% Change	2013	2012	% Chg	2 Year % Chg
MURDER	0	1	-100%	0	2	-100%	15	24	-38%	-12%
CRIMINAL SEXUAL ASSAULT(CSA)	0	1	-100%	7	8	-13%	53	57	-7%	-17%
ROBBERY	15	20	-25%	56	59	-5%	513	532	-4%	-10%
AGGRAVATED BATTERY	6	5	20%	19	23	-17%	245	283	-13%	-18%
BURGLARY	10	12	-17%	56	53	6%	537	633	-15%	-34%
FELONY THEFT	7	12	-42%	36	42	-14%	504	480	5%	-7%
MOTOR VEHICLE THEFT	13	12	8%	49	47	4%	477	540	-12%	-33%
<b>TOTAL</b>	<b>51</b>	<b>63</b>	<b>-19%</b>	<b>223</b>	<b>234</b>	<b>-5%</b>	<b>2344</b>	<b>2549</b>	<b>-8%</b>	<b>-22%</b>
SHOOTING INCIDENT	0	2	-100%	1	6	-83%	65	98	-34%	-43%

#### HISTORICAL COMPARISON

	2013	2012	2011	% Change 2013 - 2012	% Change 2013 - 2011
MURDER	15	24	17	-38%	-12%
CRIMINAL SEXUAL ASSAULT(CSA)	53	57	64	-7%	-17%
ROBBERY	513	532	573	-4%	-10%
AGGRAVATED BATTERY	245	283	299	-13%	-18%
BURGLARY	537	633	814	-15%	-34%
FELONY THEFT	504	480	544	5%	-7%
MOTOR VEHICLE THEFT	477	540	709	-12%	-33%
<b>TOTAL</b>	<b>2344</b>	<b>2549</b>	<b>3020</b>	<b>-8%</b>	<b>-22%</b>

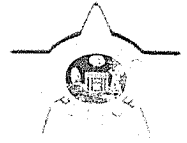
The above CompStat figures are posted on Monday, one week after closing date.

CompStat figures are preliminary and subject to further analysis and revision. Crime statistics reflect Illinois Compiled Statutes and differ from the crime categories of the F.B.I. Uniform Crime Reporting System. All degrees of Criminal Sexual Assault are included in the Criminal Sexual Assault category.



Rahm Emanuel  
Mayor

# Chicago Police Department



Garry F. McCarthy  
Superintendent

## CompStat Week 44

## District Reports

Report Covering the Week of 28-Oct-2013 Through 03-Nov-2013

Last 7 Days			Last 28 Days			Year to Date			2 Year
2013	2012	% Change	2013	2012	% Change	2013	2012	% Chg	% Chg

### District 03

#### CRIME COMPLAINTS

	2013	2012	% Change	2013	2012	% Change	2013	2012	% Chg	% Chg
MURDER	0	1	-100%	4	5	-20%	31	36	-14%	3%
CRIMINAL SEXUAL ASSAULT(CSA)	1	3	-67%	8	8	0%	65	61	7%	-17%
ROBBERY	16	17	-6%	66	70	-6%	664	763	-13%	-19%
AGGRAVATED BATTERY	6	7	-14%	28	36	-22%	351	427	-18%	-17%
BURGLARY	26	38	-32%	90	121	-26%	1078	1204	-10%	-28%
FELONY THEFT	15	10	50%	53	36	47%	488	377	29%	39%
MOTOR VEHICLE THEFT	7	10	-30%	42	43	-2%	430	543	-21%	-43%
<b>TOTAL</b>	<b>71</b>	<b>86</b>	<b>-17%</b>	<b>291</b>	<b>319</b>	<b>-9%</b>	<b>3107</b>	<b>3411</b>	<b>-9%</b>	<b>-22%</b>
SHOOTING INCIDENT	1	2	-50%	9	16	-44%	137	199	-31%	-18%

#### HISTORICAL COMPARISON

	2013	2012	2011	% Change 2013 - 2012	% Change 2013 - 2011
MURDER	31	36	30	-14%	3%
CRIMINAL SEXUAL ASSAULT(CSA)	65	61	78	7%	-17%
ROBBERY	664	763	816	-13%	-19%
AGGRAVATED BATTERY	351	427	425	-18%	-17%
BURGLARY	1078	1204	1503	-10%	-28%
FELONY THEFT	488	377	351	29%	39%
MOTOR VEHICLE THEFT	430	543	759	-21%	-43%
<b>TOTAL</b>	<b>3107</b>	<b>3411</b>	<b>3962</b>	<b>-9%</b>	<b>-22%</b>

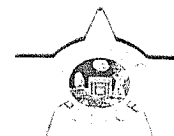
The above CompStat figures are posted on Monday, one week after closing date.

CompStat figures are preliminary and subject to further analysis and revision. Crime statistics reflect Illinois Compiled Statutes and differ from the crime categories of the F.B.I. Uniform Crime Reporting System. All degrees of Criminal Sexual Assault are included in the Criminal Sexual Assault category.



Rahm Emanuel  
Mayor

# Chicago Police Department



Garry F. McCarthy  
Superintendent

## CompStat

## District Reports

Week 44

Report Covering the Week of 28-Oct-2013 Through 03-Nov-2013

Last 7 Days			Last 28 Days			Year to Date			2 Year
2013	2012	% Change	2013	2012	% Change	2013	2012	% Chg	% Chg

### District 04

#### CRIME COMPLAINTS

	2013	2012	% Change	2013	2012	% Change	2013	2012	% Chg	% Chg
MURDER	0	2	-100%	0	6	-100%	28	37	-24%	56%
CRIMINAL SEXUAL ASSAULT(CSA)	0	0	0%	5	5	0%	86	81	6%	0%
ROBBERY	25	19	32%	53	64	-17%	594	688	-14%	-21%
AGGRAVATED BATTERY	6	5	20%	25	32	-22%	364	459	-21%	-29%
BURGLARY	24	47	-49%	122	141	-13%	1274	1518	-16%	-28%
FELONY THEFT	7	15	-53%	43	42	2%	595	592	1%	-4%
MOTOR VEHICLE THEFT	13	17	-24%	62	53	17%	564	720	-22%	-41%
<b>TOTAL</b>	<b>75</b>	<b>105</b>	<b>-29%</b>	<b>310</b>	<b>343</b>	<b>-10%</b>	<b>3505</b>	<b>4095</b>	<b>-14%</b>	<b>-25%</b>
SHOOTING INCIDENT	4	3	33%	8	17	-53%	117	165	-29%	-29%

#### HISTORICAL COMPARISON

	2013	2012	2011	% Change 2013 - 2012	% Change 2013 - 2011
MURDER	28	37	18	-24%	56%
CRIMINAL SEXUAL ASSAULT(CSA)	86	81	86	6%	0%
ROBBERY	594	688	752	-14%	-21%
AGGRAVATED BATTERY	364	459	512	-21%	-29%
BURGLARY	1274	1518	1759	-16%	-28%
FELONY THEFT	595	592	623	1%	-4%
MOTOR VEHICLE THEFT	564	720	948	-22%	-41%
<b>TOTAL</b>	<b>3505</b>	<b>4095</b>	<b>4698</b>	<b>-14%</b>	<b>-25%</b>

The above CompStat figures are posted on Monday, one week after closing date.

CompStat figures are preliminary and subject to further analysis and revision. Crime statistics reflect Illinois Compiled Statutes and differ from the crime categories of the F.B.I. Uniform Crime Reporting System. All degrees of Criminal Sexual Assault are included in the Criminal Sexual Assault category.



Rahm Emanuel  
Mayor

# Chicago Police Department



Garry F. McCarthy  
Superintendent

## CompStat Week 44

## District Reports

Report Covering the Week of 28-Oct-2013 Through 03-Nov-2013

Last 7 Days			Last 28 Days			Year to Date			2 Year
2013	2012	% Change	2013	2012	% Change	2013	2012	% Chg	% Chg

### District 05

#### CRIME COMPLAINTS

	2013	2012	% Change	2013	2012	% Change	2013	2012	% Chg	% Chg
MURDER	1	1	0%	3	1	200%	26	32	-19%	13%
CRIMINAL SEXUAL ASSAULT(CSA)	0	2	-100%	5	5	0%	64	74	-14%	-29%
ROBBERY	10	8	25%	43	56	-23%	487	517	-6%	-12%
AGGRAVATED BATTERY	11	8	38%	28	34	-18%	333	441	-24%	-24%
BURGLARY	22	21	5%	73	96	-24%	819	921	-11%	-25%
FELONY THEFT	6	9	-33%	37	37	0%	385	434	-11%	8%
MOTOR VEHICLE THEFT	11	10	10%	30	44	-32%	455	599	-24%	-49%
<b>TOTAL</b>	<b>61</b>	<b>59</b>	<b>3%</b>	<b>219</b>	<b>273</b>	<b>-20%</b>	<b>2569</b>	<b>3018</b>	<b>-15%</b>	<b>-25%</b>
SHOOTING INCIDENT	4	2	100%	14	16	-13%	120	153	-22%	-18%

#### HISTORICAL COMPARISON

	2013	2012	2011	% Change 2013 - 2012	% Change 2013 - 2011
MURDER	26	32	23	-19%	13%
CRIMINAL SEXUAL ASSAULT(CSA)	64	74	90	-14%	-29%
ROBBERY	487	517	552	-6%	-12%
AGGRAVATED BATTERY	333	441	439	-24%	-24%
BURGLARY	819	921	1091	-11%	-25%
FELONY THEFT	385	434	358	-11%	8%
MOTOR VEHICLE THEFT	455	599	890	-24%	-49%
<b>TOTAL</b>	<b>2569</b>	<b>3018</b>	<b>3443</b>	<b>-15%</b>	<b>-25%</b>


The above CompStat figures are posted on Monday, one week after closing date.

CompStat figures are preliminary and subject to further analysis and revision. Crime statistics reflect Illinois Compiled Statutes and differ from the crime categories of the F.B.I. Uniform Crime Reporting System. All degrees of Criminal Sexual Assault are included in the Criminal Sexual Assault category.



Rahm Emanuel  
Mayor

# Chicago Police Department



Garry F. McCarthy  
Superintendent

## CompStat

## District Reports

Week 44

Report Covering the Week of 28-Oct-2013 Through 03-Nov-2013

Last 7 Days			Last 28 Days			Year to Date			2 Year
2013	2012	% Change	2013	2012	% Change	2013	2012	% Chg	% Chg

### District 06

#### CRIME COMPLAINTS

	2013	2012	% Change	2013	2012	% Change	2013	2012	% Chg	% Chg
MURDER	1	2	-50%	4	6	-33%	32	41	-22%	7%
CRIMINAL SEXUAL ASSAULT(CSA)	2	2	0%	8	7	14%	96	97	-1%	7%
ROBBERY	26	20	30%	77	75	3%	889	865	3%	3%
AGGRAVATED BATTERY	15	10	50%	40	43	-7%	378	420	-10%	-15%
BURGLARY	25	24	4%	114	93	23%	889	1047	-15%	-36%
FELONY THEFT	16	20	-20%	50	49	2%	589	489	20%	23%
MOTOR VEHICLE THEFT	15	14	7%	51	54	-6%	594	725	-18%	-44%
<b>TOTAL</b>	<b>100</b>	<b>92</b>	<b>9%</b>	<b>344</b>	<b>327</b>	<b>5%</b>	<b>3467</b>	<b>3684</b>	<b>-6%</b>	<b>-21%</b>
SHOOTING INCIDENT	4	3	33%	10	14	-29%	121	162	-25%	-8%

#### HISTORICAL COMPARISON

	2013	2012	2011	% Change 2013 - 2012	% Change 2013 - 2011
MURDER	32	41	30	-22%	7%
CRIMINAL SEXUAL ASSAULT(CSA)	96	97	90	-1%	7%
ROBBERY	889	865	861	3%	3%
AGGRAVATED BATTERY	378	420	446	-10%	-15%
BURGLARY	889	1047	1396	-15%	-36%
FELONY THEFT	589	489	480	20%	23%
MOTOR VEHICLE THEFT	594	725	1066	-18%	-44%
<b>TOTAL</b>	<b>3467</b>	<b>3684</b>	<b>4369</b>	<b>-6%</b>	<b>-21%</b>


The above CompStat figures are posted on Monday, one week after closing date.

CompStat figures are preliminary and subject to further analysis and revision. Crime statistics reflect Illinois Compiled Statutes and differ from the crime categories of the F.B.I. Uniform Crime Reporting System. All degrees of Criminal Sexual Assault are included in the Criminal Sexual Assault category.



Rahm Emanuel  
Mayor

# Chicago Police Department



Garry F. McCarthy  
Superintendent

## CompStat Week 44

## District Reports

Report Covering the Week of 28-Oct-2013 Through 03-Nov-2013

Last 7 Days			Last 28 Days			Year to Date			2 Year
2013	2012	% Change	2013	2012	% Change	2013	2012	% Chg	% Chg

### District 07

#### CRIME COMPLAINTS

	2013	2012	% Change	2013	2012	% Change	2013	2012	% Chg	% Chg
MURDER	3	2	50%	3	5	-40%	39	36	8%	-20%
CRIMINAL SEXUAL ASSAULT(CSA)	2	1	100%	5	7	-29%	88	112	-21%	-5%
ROBBERY	26	26	0%	78	81	-4%	778	790	-2%	-9%
AGGRAVATED BATTERY	10	9	11%	42	46	-9%	488	557	-12%	-11%
BURGLARY	26	33	-21%	86	133	-35%	843	1251	-33%	-42%
FELONY THEFT	9	13	-31%	45	49	-8%	465	495	-6%	-7%
MOTOR VEHICLE THEFT	13	8	63%	46	55	-16%	565	597	-5%	-22%
<b>TOTAL</b>	<b>89</b>	<b>92</b>	<b>-3%</b>	<b>305</b>	<b>376</b>	<b>-19%</b>	<b>3266</b>	<b>3838</b>	<b>-15%</b>	<b>-23%</b>
SHOOTING INCIDENT	5	5	0%	14	20	-30%	180	233	-23%	-24%

#### HISTORICAL COMPARISON

	2013	2012	2011	% Change 2013 - 2012	% Change 2013 - 2011
MURDER	39	36	49	8%	-20%
CRIMINAL SEXUAL ASSAULT(CSA)	88	112	93	-21%	-5%
ROBBERY	778	790	851	-2%	-9%
AGGRAVATED BATTERY	488	557	546	-12%	-11%
BURGLARY	843	1251	1464	-33%	-42%
FELONY THEFT	465	495	500	-6%	-7%
MOTOR VEHICLE THEFT	565	597	724	-5%	-22%
<b>TOTAL</b>	<b>3266</b>	<b>3838</b>	<b>4227</b>	<b>-15%</b>	<b>-23%</b>

The above CompStat figures are posted on Monday, one week after closing date.

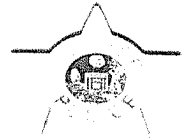
CompStat figures are preliminary and subject to further analysis and revision. Crime statistics reflect Illinois Compiled Statutes and differ from the crime categories of the F.B.I. Uniform Crime Reporting System. All degrees of Criminal Sexual Assault are included in the Criminal Sexual Assault category.





Rahm Emanuel  
Mayor

# Chicago Police Department



Garry F. McCarthy  
Superintendent

## CompStat Week 44

## District Reports

Report Covering the Week of 28-Oct-2013 Through 03-Nov-2013

Last 7 Days			Last 28 Days			Year to Date			2 Year
2013	2012	% Change	2013	2012	% Change	2013	2012	% Chg	% Chg

### District 08

#### CRIME COMPLAINTS

	2013	2012	% Change	2013	2012	% Change	2013	2012	% Chg	% Chg
MURDER	0	0	0%	0	1	-100%	19	33	-42%	-27%
CRIMINAL SEXUAL ASSAULT(CSA)	2	5	-60%	9	12	-25%	91	86	6%	15%
ROBBERY	28	20	40%	83	102	-19%	679	767	-11%	-18%
AGGRAVATED BATTERY	4	10	-60%	16	35	-54%	329	444	-26%	-29%
BURGLARY	34	31	10%	161	141	14%	1365	1593	-14%	-37%
FELONY THEFT	21	17	24%	88	80	10%	831	726	14%	-5%
MOTOR VEHICLE THEFT	14	24	-42%	64	85	-25%	793	1024	-23%	-36%
<b>TOTAL</b>	<b>103</b>	<b>107</b>	<b>-4%</b>	<b>421</b>	<b>456</b>	<b>-8%</b>	<b>4107</b>	<b>4673</b>	<b>-12%</b>	<b>-27%</b>
SHOOTING INCIDENT	1	1	0%	3	2	50%	96	141	-32%	-30%

#### HISTORICAL COMPARISON

	2013	2012	2011	% Change 2013 - 2012	% Change 2013 - 2011
MURDER	19	33	26	-42%	-27%
CRIMINAL SEXUAL ASSAULT(CSA)	91	86	79	6%	15%
ROBBERY	679	767	828	-11%	-18%
AGGRAVATED BATTERY	329	444	461	-26%	-29%
BURGLARY	1365	1593	2155	-14%	-37%
FELONY THEFT	831	726	877	14%	-5%
MOTOR VEHICLE THEFT	793	1024	1232	-23%	-36%
<b>TOTAL</b>	<b>4107</b>	<b>4673</b>	<b>5658</b>	<b>-12%</b>	<b>-27%</b>

The above CompStat figures are posted on Monday, one week after closing date.

CompStat figures are preliminary and subject to further analysis and revision. Crime statistics reflect Illinois Compiled Statutes and differ from the crime categories of the F.B.I. Uniform Crime Reporting System. All degrees of Criminal Sexual Assault are included in the Criminal Sexual Assault category.



Rahm Emanuel  
Mayor

# Chicago Police Department



Garry F. McCarthy  
Superintendent

## CompStat Week 44

## District Reports

Report Covering the Week of 28-Oct-2013 Through 03-Nov-2013

Last 7 Days			Last 28 Days			Year to Date			2 Year
2013	2012	% Change	2013	2012	% Change	2013	2012	% Chg	% Chg

### District 09

#### CRIME COMPLAINTS

	2013	2012	% Change	2013	2012	% Change	2013	2012	% Chg	% Chg
MURDER	1	1	0%	1	2	-50%	20	35	-43%	-13%
CRIMINAL SEXUAL ASSAULT(CSA)	1	2	-50%	5	6	-17%	60	56	7%	-12%
ROBBERY	6	12	-50%	30	61	-51%	365	497	-27%	-31%
AGGRAVATED BATTERY	6	17	-65%	20	42	-52%	324	427	-24%	-27%
BURGLARY	25	18	39%	60	94	-36%	772	1022	-24%	-30%
FELONY THEFT	17	20	-15%	72	53	36%	642	641	0%	19%
MOTOR VEHICLE THEFT	16	18	-11%	51	65	-22%	715	902	-21%	-42%
<b>TOTAL</b>	<b>72</b>	<b>88</b>	<b>-18%</b>	<b>239</b>	<b>323</b>	<b>-26%</b>	<b>2898</b>	<b>3580</b>	<b>-19%</b>	<b>-27%</b>
SHOOTING INCIDENT	0	6	-100%	4	14	-71%	90	163	-45%	-29%

#### HISTORICAL COMPARISON

	2013	2012	2011	% Change 2013 - 2012	% Change 2013 - 2011
MURDER	20	35	23	-43%	-13%
CRIMINAL SEXUAL ASSAULT(CSA)	60	56	68	7%	-12%
ROBBERY	365	497	527	-27%	-31%
AGGRAVATED BATTERY	324	427	441	-24%	-27%
BURGLARY	772	1022	1108	-24%	-30%
FELONY THEFT	642	641	538	0%	19%
MOTOR VEHICLE THEFT	715	902	1240	-21%	-42%
<b>TOTAL</b>	<b>2898</b>	<b>3580</b>	<b>3945</b>	<b>-19%</b>	<b>-27%</b>


The above CompStat figures are posted on Monday, one week after closing date.

CompStat figures are preliminary and subject to further analysis and revision. Crime statistics reflect Illinois Compiled Statutes and differ from the crime categories of the F.B.I. Uniform Crime Reporting System. All degrees of Criminal Sexual Assault are included in the Criminal Sexual Assault category.



Rahm Emanuel  
Mayor

# Chicago Police Department



Garry F. McCarthy  
Superintendent

## CompStat Week 44

## District Reports

### Report Covering the Week of 28-Oct-2013 Through 03-Nov-2013

Last 7 Days			Last 28 Days			Year to Date			2 Year
2013	2012	% Change	2013	2012	% Change	2013	2012	% Chg	% Chg

#### District 10

#### CRIME COMPLAINTS

	2013	2012	% Change	2013	2012	% Change	2013	2012	% Chg	% Chg
MURDER	1	0	0%	1	0	0%	21	28	-25%	-25%
CRIMINAL SEXUAL ASSAULT(CSA)	1	1	0%	10	5	100%	73	67	9%	18%
ROBBERY	12	11	9%	48	58	-17%	482	553	-13%	-13%
AGGRAVATED BATTERY	5	10	-50%	24	56	-57%	365	430	-15%	-3%
BURGLARY	12	10	20%	50	61	-18%	564	685	-18%	-18%
FELONY THEFT	9	11	-18%	41	47	-13%	367	407	-10%	-12%
MOTOR VEHICLE THEFT	15	14	7%	41	54	-24%	454	642	-29%	-51%
<b>TOTAL</b>	<b>55</b>	<b>57</b>	<b>-4%</b>	<b>215</b>	<b>281</b>	<b>-23%</b>	<b>2326</b>	<b>2812</b>	<b>-17%</b>	<b>-24%</b>
SHOOTING INCIDENT	1	3	-67%	4	17	-76%	101	131	-23%	-7%

#### HISTORICAL COMPARISON

	2013	2012	2011	% Change 2013 - 2012	% Change 2013 - 2011
MURDER	21	28	28	-25%	-25%
CRIMINAL SEXUAL ASSAULT(CSA)	73	67	62	9%	18%
ROBBERY	482	553	557	-13%	-13%
AGGRAVATED BATTERY	365	430	377	-15%	-3%
BURGLARY	564	685	688	-18%	-18%
FELONY THEFT	367	407	419	-10%	-12%
MOTOR VEHICLE THEFT	454	642	924	-29%	-51%
<b>TOTAL</b>	<b>2326</b>	<b>2812</b>	<b>3055</b>	<b>-17%</b>	<b>-24%</b>

The above CompStat figures are posted on Monday, one week after closing date.

CompStat figures are preliminary and subject to further analysis and revision. Crime statistics reflect Illinois Compiled Statutes and differ from the crime categories of the F.B.I. Uniform Crime Reporting System. All degrees of Criminal Sexual Assault are included in the Criminal Sexual Assault category.



Rahm Emanuel  
Mayor

# Chicago Police Department



Garry F. McCarthy  
Superintendent

## CompStat Week 44

## District Reports

Report Covering the Week of 28-Oct-2013 Through 03-Nov-2013

Last 7 Days			Last 28 Days			Year to Date			2 Year
2013	2012	% Change	2013	2012	% Change	2013	2012	% Chg	% Chg

### District 11

#### CRIME COMPLAINTS

	2013	2012	% Change	2013	2012	% Change	2013	2012	% Chg	% Chg
MURDER	3	1	200%	5	3	67%	33	34	-3%	-13%
CRIMINAL SEXUAL ASSAULT(CSA)	2	2	0%	7	5	40%	71	70	1%	-9%
ROBBERY	21	16	31%	70	93	-25%	640	858	-25%	-21%
AGGRAVATED BATTERY	9	13	-31%	38	44	-14%	472	540	-13%	-24%
BURGLARY	9	15	-40%	53	77	-31%	583	810	-28%	-26%
FELONY THEFT	11	10	10%	49	43	14%	519	542	-4%	-6%
MOTOR VEHICLE THEFT	16	22	-27%	59	101	-42%	585	846	-31%	-33%
<b>TOTAL</b>	<b>71</b>	<b>79</b>	<b>-10%</b>	<b>281</b>	<b>366</b>	<b>-23%</b>	<b>2903</b>	<b>3700</b>	<b>-22%</b>	<b>-23%</b>
SHOOTING INCIDENT	5	7	-29%	14	17	-18%	143	184	-22%	-18%

#### HISTORICAL COMPARISON

	2013	2012	2011	% Change 2013 - 2012	% Change 2013 - 2011
MURDER	33	34	38	-3%	-13%
CRIMINAL SEXUAL ASSAULT(CSA)	71	70	78	1%	-9%
ROBBERY	640	858	815	-25%	-21%
AGGRAVATED BATTERY	472	540	620	-13%	-24%
BURGLARY	583	810	792	-28%	-26%
FELONY THEFT	519	542	555	-4%	-6%
MOTOR VEHICLE THEFT	585	846	875	-31%	-33%
<b>TOTAL</b>	<b>2903</b>	<b>3700</b>	<b>3773</b>	<b>-22%</b>	<b>-23%</b>


The above CompStat figures are posted on Monday, one week after closing date.

CompStat figures are preliminary and subject to further analysis and revision. Crime statistics reflect Illinois Compiled Statutes and differ from the crime categories of the F.B.I. Uniform Crime Reporting System. All degrees of Criminal Sexual Assault are included in the Criminal Sexual Assault category.



Rahm Emanuel  
Mayor

# Chicago Police Department



Garry F. McCarthy  
Superintendent

## CompStat

Week 44

## District Reports

Report Covering the Week of 28-Oct-2013 Through 03-Nov-2013

	Last 7 Days			Last 28 Days			Year to Date			2 Year
	2013	2012	% Change	2013	2012	% Change	2013	2012	% Chg	% Chg

### District 12

#### CRIME COMPLAINTS

	2013	2012	% Change	2013	2012	% Change	2013	2012	% Chg	% Chg
MURDER	0	1	-100%	2	1	100%	12	14	-14%	9%
CRIMINAL SEXUAL ASSAULT(CSA)	3	0	0%	8	5	60%	50	48	4%	-7%
ROBBERY	15	13	15%	49	56	-13%	399	478	-17%	-17%
AGGRAVATED BATTERY	6	5	20%	27	27	0%	257	280	-8%	-23%
BURGLARY	19	36	-47%	58	95	-39%	681	801	-15%	-27%
FELONY THEFT	25	31	-19%	104	111	-6%	945	1151	-18%	-20%
MOTOR VEHICLE THEFT	9	22	-59%	52	86	-40%	741	972	-24%	-25%
<b>TOTAL</b>	<b>77</b>	<b>108</b>	<b>-29%</b>	<b>300</b>	<b>381</b>	<b>-21%</b>	<b>3085</b>	<b>3744</b>	<b>-18%</b>	<b>-22%</b>
SHOOTING INCIDENT	2	4	-50%	6	9	-33%	66	72	-8%	3%

#### HISTORICAL COMPARISON

	2013	2012	2011	% Change 2013 - 2012	% Change 2013 - 2011
MURDER	12	14	11	-14%	9%
CRIMINAL SEXUAL ASSAULT(CSA)	50	48	54	4%	-7%
ROBBERY	399	478	478	-17%	-17%
AGGRAVATED BATTERY	257	280	334	-8%	-23%
BURGLARY	681	801	930	-15%	-27%
FELONY THEFT	945	1151	1174	-18%	-20%
MOTOR VEHICLE THEFT	741	972	985	-24%	-25%
<b>TOTAL</b>	<b>3085</b>	<b>3744</b>	<b>3966</b>	<b>-18%</b>	<b>-22%</b>

The above CompStat figures are posted on Monday, one week after closing date.

CompStat figures are preliminary and subject to further analysis and revision. Crime statistics reflect Illinois Compiled Statutes and differ from the crime categories of the F.B.I. Uniform Crime Reporting System. All degrees of Criminal Sexual Assault are included in the Criminal Sexual Assault category.



Rahm Emanuel  
Mayor

# Chicago Police Department



Garry F. McCarthy  
Superintendent

## CompStat

## District Reports

Week 44

Report Covering the Week of 28-Oct-2013 Through 03-Nov-2013

Last 7 Days			Last 28 Days			Year to Date			2 Year
2013	2012	% Change	2013	2012	% Change	2013	2012	% Chg	% Chg

### District 14

#### CRIME COMPLAINTS

	2013	2012	% Change	2013	2012	% Change	2013	2012	% Chg	% Chg
MURDER	1	1	0%	1	1	0%	11	8	38%	120%
CRIMINAL SEXUAL ASSAULT(CSA)	2	1	100%	6	1	500%	43	46	-7%	13%
ROBBERY	7	8	-13%	27	33	-18%	359	400	-10%	-15%
AGGRAVATED BATTERY	2	3	-33%	14	18	-22%	168	188	-11%	-31%
BURGLARY	13	20	-35%	78	92	-15%	825	981	-16%	-27%
FELONY THEFT	28	27	4%	110	92	20%	772	812	-5%	-12%
MOTOR VEHICLE THEFT	12	19	-37%	53	81	-35%	616	788	-22%	-34%
<b>TOTAL</b>	<b>65</b>	<b>79</b>	<b>-18%</b>	<b>289</b>	<b>318</b>	<b>-9%</b>	<b>2794</b>	<b>3223</b>	<b>-13%</b>	<b>-23%</b>
SHOOTING INCIDENT	2	1	100%	6	6	0%	47	33	42%	21%

#### HISTORICAL COMPARISON

	2013	2012	2011	% Change 2013 - 2012	% Change 2013 - 2011
MURDER	11	8	5	38%	120%
CRIMINAL SEXUAL ASSAULT(CSA)	43	46	38	-7%	13%
ROBBERY	359	400	422	-10%	-15%
AGGRAVATED BATTERY	168	188	242	-11%	-31%
BURGLARY	825	981	1134	-16%	-27%
FELONY THEFT	772	812	875	-5%	-12%
MOTOR VEHICLE THEFT	616	788	930	-22%	-34%
<b>TOTAL</b>	<b>2794</b>	<b>3223</b>	<b>3646</b>	<b>-13%</b>	<b>-23%</b>

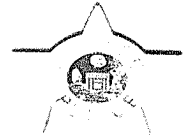
The above CompStat figures are posted on Monday, one week after closing date.

CompStat figures are preliminary and subject to further analysis and revision. Crime statistics reflect Illinois Compiled Statutes and differ from the crime categories of the F.B.I. Uniform Crime Reporting System. All degrees of Criminal Sexual Assault are included in the Criminal Sexual Assault category.



Rahm Emanuel  
Mayor

# Chicago Police Department



Garry F. McCarthy  
Superintendent

## CompStat

## District Reports

Week 44

Report Covering the Week of 28-Oct-2013 Through 03-Nov-2013

Last 7 Days			Last 28 Days			Year to Date			2 Year
2013	2012	% Change	2013	2012	% Change	2013	2012	% Chg	% Chg

### District 15

#### CRIME COMPLAINTS

	2013	2012	% Change	2013	2012	% Change	2013	2012	% Chg	% Chg
MURDER	1	1	0%	2	2	0%	22	20	10%	38%
CRIMINAL SEXUAL ASSAULT(CSA)	2	1	100%	7	5	40%	46	66	-30%	-22%
ROBBERY	13	12	8%	42	48	-13%	392	521	-25%	-31%
AGGRAVATED BATTERY	14	7	100%	36	37	-3%	295	331	-11%	-6%
BURGLARY	5	23	-78%	27	66	-59%	376	562	-33%	-48%
FELONY THEFT	6	6	0%	31	34	-9%	306	348	-12%	-6%
MOTOR VEHICLE THEFT	7	8	-13%	25	54	-54%	346	411	-16%	-10%
<b>TOTAL</b>	<b>48</b>	<b>58</b>	<b>-17%</b>	<b>170</b>	<b>246</b>	<b>-31%</b>	<b>1783</b>	<b>2259</b>	<b>-21%</b>	<b>-25%</b>
SHOOTING INCIDENT	4	2	100%	12	16	-25%	93	95	-2%	15%

#### HISTORICAL COMPARISON

	2013	2012	2011	% Change 2013 - 2012	% Change 2013 - 2011
MURDER	22	20	16	10%	38%
CRIMINAL SEXUAL ASSAULT(CSA)	46	66	59	-30%	-22%
ROBBERY	392	521	572	-25%	-31%
AGGRAVATED BATTERY	295	331	314	-11%	-6%
BURGLARY	376	562	724	-33%	-48%
FELONY THEFT	306	348	325	-12%	-6%
MOTOR VEHICLE THEFT	346	411	383	-16%	-10%
<b>TOTAL</b>	<b>1783</b>	<b>2259</b>	<b>2393</b>	<b>-21%</b>	<b>-25%</b>

The above CompStat figures are posted on Monday, one week after closing date.

CompStat figures are preliminary and subject to further analysis and revision. Crime statistics reflect Illinois Compiled Statutes and differ from the crime categories of the F.B.I. Uniform Crime Reporting System. All degrees of Criminal Sexual Assault are included in the Criminal Sexual Assault category.



Rahm Emanuel  
Mayor

# Chicago Police Department



Garry F. McCarthy  
Superintendent

## CompStat

## District Reports

Week 44

Report Covering the Week of 28-Oct-2013 Through 03-Nov-2013

	Last 7 Days			Last 28 Days			Year to Date			2 Year	
	2013	2012	% Change	2013	2012	% Change	2013	2012	% Chg	% Chg	
<b>District 16</b>											
<b>CRIME COMPLAINTS</b>											
MURDER	0	0	0%	0	0	0%	3	5	-40%	0%	
CRIMINAL SEXUAL ASSAULT(CSA)	1	0	0%	2	3	-33%	21	23	-9%	-16%	
ROBBERY	4	4	0%	18	11	64%	126	171	-26%	-14%	
AGGRAVATED BATTERY	2	2	0%	18	11	64%	106	93	14%	5%	
BURGLARY	9	24	-63%	48	87	-45%	603	699	-14%	-30%	
FELONY THEFT	12	22	-45%	59	69	-14%	539	607	-11%	3%	
MOTOR VEHICLE THEFT	10	16	-38%	31	57	-46%	444	537	-17%	-7%	
<b>TOTAL</b>	<b>38</b>	<b>68</b>	<b>-44%</b>	<b>176</b>	<b>238</b>	<b>-26%</b>	<b>1842</b>	<b>2135</b>	<b>-14%</b>	<b>-14%</b>	
SHOOTING INCIDENT	0	0	0%	0	1	-100%	10	9	11%	43%	

<b>HISTORICAL COMPARISON</b>						
	2013	2012	2011	% Change 2013 - 2012	% Change 2013 - 2011	
MURDER	3	5	3	-40%	0%	
CRIMINAL SEXUAL ASSAULT(CSA)	21	23	25	-9%	-16%	
ROBBERY	126	171	146	-26%	-14%	
AGGRAVATED BATTERY	106	93	101	14%	5%	
BURGLARY	603	699	860	-14%	-30%	
FELONY THEFT	539	607	522	-11%	3%	
MOTOR VEHICLE THEFT	444	537	475	-17%	-7%	
<b>TOTAL</b>	<b>1842</b>	<b>2135</b>	<b>2132</b>	<b>-14%</b>	<b>-14%</b>	

The above CompStat figures are posted on Monday, one week after closing date.

CompStat figures are preliminary and subject to further analysis and revision. Crime statistics reflect Illinois Compiled Statutes and differ from the crime categories of the F.B.I. Uniform Crime Reporting System. All degrees of Criminal Sexual Assault are included in the Criminal Sexual Assault category.





Rahm Emanuel  
Mayor

# Chicago Police Department



Garry F. McCarthy  
Superintendent

## CompStat

Week 44

## District Reports

### Report Covering the Week of 28-Oct-2013 Through 03-Nov-2013

Last 7 Days			Last 28 Days			Year to Date			2 Year
2013	2012	% Change	2013	2012	% Change	2013	2012	% Chg	% Chg

#### District 17

#### CRIME COMPLAINTS

	2013	2012	% Change	2013	2012	% Change	2013	2012	% Chg	% Chg
MURDER	0	0	0%	1	0	0%	7	5	40%	17%
CRIMINAL SEXUAL ASSAULT(CSA)	0	0	0%	4	5	-20%	33	39	-15%	-20%
ROBBERY	5	6	-17%	20	31	-35%	259	232	12%	-9%
AGGRAVATED BATTERY	1	3	-67%	9	14	-36%	149	146	2%	-12%
BURGLARY	17	18	-6%	60	76	-21%	569	832	-32%	-35%
FELONY THEFT	15	10	50%	39	42	-7%	430	407	6%	9%
MOTOR VEHICLE THEFT	9	32	-72%	41	86	-52%	565	684	-17%	-19%
<b>TOTAL</b>	<b>47</b>	<b>69</b>	<b>-32%</b>	<b>174</b>	<b>254</b>	<b>-31%</b>	<b>2012</b>	<b>2345</b>	<b>-14%</b>	<b>-19%</b>
SHOOTING INCIDENT	0	0	0%	2	1	100%	20	25	-20%	-9%

#### HISTORICAL COMPARISON

	2013	2012	2011	% Change 2013 - 2012	% Change 2013 - 2011
MURDER	7	5	6	40%	17%
CRIMINAL SEXUAL ASSAULT(CSA)	33	39	41	-15%	-20%
ROBBERY	259	232	284	12%	-9%
AGGRAVATED BATTERY	149	146	169	2%	-12%
BURGLARY	569	832	881	-32%	-35%
FELONY THEFT	430	407	394	6%	9%
MOTOR VEHICLE THEFT	565	684	694	-17%	-19%
<b>TOTAL</b>	<b>2012</b>	<b>2345</b>	<b>2469</b>	<b>-14%</b>	<b>-19%</b>

The above CompStat figures are posted on Monday, one week after closing date.

CompStat figures are preliminary and subject to further analysis and revision. Crime statistics reflect Illinois Compiled Statutes and differ from the crime categories of the F.B.I. Uniform Crime Reporting System. All degrees of Criminal Sexual Assault are included in the Criminal Sexual Assault category.



Rahm Emanuel  
Mayor

# Chicago Police Department



Garry F. McCarthy  
Superintendent

## CompStat

Week 44

## District Reports

Report Covering the Week of 28-Oct-2013 Through 03-Nov-2013

Last 7 Days			Last 28 Days			Year to Date			2 Year
2013	2012	% Change	2013	2012	% Change	2013	2012	% Chg	% Chg

### District 18

#### CRIME COMPLAINTS

	2013	2012	% Change	2013	2012	% Change	2013	2012	% Chg	% Chg
MURDER	0	0	0%	0	0	0%	5	6	-17%	67%
CRIMINAL SEXUAL ASSAULT(CSA)	2	0	0%	5	3	67%	40	45	-11%	18%
ROBBERY	8	9	-11%	22	29	-24%	252	316	-20%	-34%
AGGRAVATED BATTERY	2	2	0%	13	9	44%	138	170	-19%	-28%
BURGLARY	8	14	-43%	37	51	-27%	362	500	-28%	-13%
FELONY THEFT	33	25	32%	120	85	41%	1107	1226	-10%	-5%
MOTOR VEHICLE THEFT	9	6	50%	21	21	0%	235	234	0%	-32%
<b>TOTAL</b>	<b>62</b>	<b>56</b>	<b>11%</b>	<b>218</b>	<b>198</b>	<b>10%</b>	<b>2139</b>	<b>2497</b>	<b>-14%</b>	<b>-16%</b>
SHOOTING INCIDENT	0	1	-100%	0	2	-100%	16	16	0%	129%

#### HISTORICAL COMPARISON

	2013	2012	2011	% Change 2013 - 2012	% Change 2013 - 2011
MURDER	5	6	3	-17%	67%
CRIMINAL SEXUAL ASSAULT(CSA)	40	45	34	-11%	18%
ROBBERY	252	316	381	-20%	-34%
AGGRAVATED BATTERY	138	170	191	-19%	-28%
BURGLARY	362	500	417	-28%	-13%
FELONY THEFT	1107	1226	1164	-10%	-5%
MOTOR VEHICLE THEFT	235	234	348	0%	-32%
<b>TOTAL</b>	<b>2139</b>	<b>2497</b>	<b>2538</b>	<b>-14%</b>	<b>-16%</b>

The above CompStat figures are posted on Monday, one week after closing date.

CompStat figures are preliminary and subject to further analysis and revision. Crime statistics reflect Illinois Compiled Statutes and differ from the crime categories of the F.B.I. Uniform Crime Reporting System. All degrees of Criminal Sexual Assault are included in the Criminal Sexual Assault category.



Rahm Emanuel  
Mayor

# Chicago Police Department



Garry F. McCarthy  
Superintendent

## CompStat Week 44

## District Reports

Report Covering the Week of 28-Oct-2013 Through 03-Nov-2013

Last 7 Days			Last 28 Days			Year to Date			2 Year
2013	2012	% Change	2013	2012	% Change	2013	2012	% Chg	% Chg

### District 19

#### CRIME COMPLAINTS

	2013	2012	% Change	2013	2012	% Change	2013	2012	% Chg	% Chg
MURDER	0	1	-100%	1	1	0%	2	6	-67%	-71%
CRIMINAL SEXUAL ASSAULT(CSA)	2	1	100%	7	6	17%	50	45	11%	-18%
ROBBERY	6	11	-45%	38	32	19%	452	455	-1%	5%
AGGRAVATED BATTERY	7	2	250%	24	12	100%	188	196	-4%	-9%
BURGLARY	15	28	-46%	62	125	-50%	706	1204	-41%	-28%
FELONY THEFT	31	22	41%	123	91	35%	1086	1134	-4%	-7%
MOTOR VEHICLE THEFT	13	9	44%	54	54	0%	609	664	-8%	-5%
<b>TOTAL</b>	<b>74</b>	<b>74</b>	<b>0%</b>	<b>309</b>	<b>321</b>	<b>-4%</b>	<b>3093</b>	<b>3704</b>	<b>-16%</b>	<b>-11%</b>
SHOOTING INCIDENT	1	1	0%	3	1	200%	15	18	-17%	-35%

#### HISTORICAL COMPARISON

	2013	2012	2011	% Change 2013 - 2012	% Change 2013 - 2011
MURDER	2	6	7	-67%	-71%
CRIMINAL SEXUAL ASSAULT(CSA)	50	45	61	11%	-18%
ROBBERY	452	455	430	-1%	5%
AGGRAVATED BATTERY	188	196	207	-4%	-9%
BURGLARY	706	1204	983	-41%	-28%
FELONY THEFT	1086	1134	1163	-4%	-7%
MOTOR VEHICLE THEFT	609	664	641	-8%	-5%
<b>TOTAL</b>	<b>3093</b>	<b>3704</b>	<b>3492</b>	<b>-16%</b>	<b>-11%</b>

The above CompStat figures are posted on Monday, one week after closing date.

CompStat figures are preliminary and subject to further analysis and revision. Crime statistics reflect Illinois Compiled Statutes and differ from the crime categories of the F.B.I. Uniform Crime Reporting System. All degrees of Criminal Sexual Assault are included in the Criminal Sexual Assault category.



Rahm Emanuel  
Mayor

# Chicago Police Department



Garry F. McCarthy  
Superintendent

## CompStat Week 44

## District Reports

Report Covering the Week of 28-Oct-2013 Through 03-Nov-2013

Last 7 Days			Last 28 Days			Year to Date			2 Year
2013	2012	% Change	2013	2012	% Change	2013	2012	% Chg	% Chg

### District 20

#### CRIME COMPLAINTS

	2013	2012	% Change	2013	2012	% Change	2013	2012	% Chg	% Chg
MURDER	0	0	0%	1	0	0%	2	4	-50%	-60%
CRIMINAL SEXUAL ASSAULT(CSA)	0	0	0%	2	1	100%	14	29	-52%	-48%
ROBBERY	4	2	100%	13	11	18%	139	125	11%	-9%
AGGRAVATED BATTERY	1	1	0%	3	8	-63%	63	80	-21%	-41%
BURGLARY	7	6	17%	23	39	-41%	247	422	-41%	-25%
FELONY THEFT	3	5	-40%	27	23	17%	238	282	-16%	6%
MOTOR VEHICLE THEFT	9	8	13%	26	29	-10%	196	259	-24%	-18%
<b>TOTAL</b>	<b>24</b>	<b>22</b>	<b>9%</b>	<b>95</b>	<b>111</b>	<b>-14%</b>	<b>899</b>	<b>1201</b>	<b>-25%</b>	<b>-17%</b>
SHOOTING INCIDENT	0	0	0%	0	1	-100%	6	9	-33%	-50%

#### HISTORICAL COMPARISON

	2013	2012	2011	% Change 2013 - 2012	% Change 2013 - 2011
MURDER	2	4	5	-50%	-60%
CRIMINAL SEXUAL ASSAULT(CSA)	14	29	27	-52%	-48%
ROBBERY	139	125	152	11%	-9%
AGGRAVATED BATTERY	63	80	106	-21%	-41%
BURGLARY	247	422	328	-41%	-25%
FELONY THEFT	238	282	224	-16%	6%
MOTOR VEHICLE THEFT	196	259	240	-24%	-18%
<b>TOTAL</b>	<b>899</b>	<b>1201</b>	<b>1082</b>	<b>-25%</b>	<b>-17%</b>

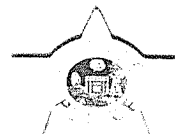
The above CompStat figures are posted on Monday, one week after closing date.

CompStat figures are preliminary and subject to further analysis and revision. Crime statistics reflect Illinois Compiled Statutes and differ from the crime categories of the F.B.I. Uniform Crime Reporting System. All degrees of Criminal Sexual Assault are included in the Criminal Sexual Assault category.



Rahm Emanuel  
Mayor

# Chicago Police Department



Garry F. McCarthy  
Superintendent

## CompStat

## District Reports

Week 44

### Report Covering the Week of 28-Oct-2013 Through 03-Nov-2013

Last 7 Days			Last 28 Days			Year to Date			2 Year
2013	2012	% Change	2013	2012	% Change	2013	2012	% Chg	% Chg

#### District 22

#### CRIME COMPLAINTS

	2013	2012	% Change	2013	2012	% Change	2013	2012	% Chg	% Chg
MURDER	0	0	0%	2	0	0%	18	13	38%	80%
CRIMINAL SEXUAL ASSAULT(CSA)	0	0	0%	5	0	0%	57	32	78%	39%
ROBBERY	4	10	-60%	18	38	-53%	439	407	8%	10%
AGGRAVATED BATTERY	7	6	17%	22	23	-4%	186	201	-7%	-15%
BURGLARY	15	20	-25%	56	76	-26%	448	662	-32%	-53%
FELONY THEFT	8	10	-20%	37	41	-10%	425	401	6%	15%
MOTOR VEHICLE THEFT	9	11	-18%	27	25	8%	289	433	-33%	-44%
<b>TOTAL</b>	<b>43</b>	<b>57</b>	<b>-25%</b>	<b>167</b>	<b>203</b>	<b>-18%</b>	<b>1862</b>	<b>2149</b>	<b>-13%</b>	<b>-26%</b>
SHOOTING INCIDENT	0	0	0%	6	6	0%	78	71	10%	39%

#### HISTORICAL COMPARISON

	2013	2012	2011	% Change 2013 - 2012	% Change 2013 - 2011
MURDER	18	13	10	38%	80%
CRIMINAL SEXUAL ASSAULT(CSA)	57	32	41	78%	39%
ROBBERY	439	407	399	8%	10%
AGGRAVATED BATTERY	186	201	220	-7%	-15%
BURGLARY	448	662	951	-32%	-53%
FELONY THEFT	425	401	371	6%	15%
MOTOR VEHICLE THEFT	289	433	517	-33%	-44%
<b>TOTAL</b>	<b>1862</b>	<b>2149</b>	<b>2509</b>	<b>-13%</b>	<b>-26%</b>

The above CompStat figures are posted on Monday, one week after closing date.

CompStat figures are preliminary and subject to further analysis and revision. Crime statistics reflect Illinois Compiled Statutes and differ from the crime categories of the F.B.I. Uniform Crime Reporting System. All degrees of Criminal Sexual Assault are included in the Criminal Sexual Assault category.



Rahm Emanuel  
Mayor

# Chicago Police Department



Garry F. McCarthy  
Superintendent

## CompStat

## District Reports

Week 44

Report Covering the Week of 28-Oct-2013 Through 03-Nov-2013

	Last 7 Days			Last 28 Days			Year to Date			2 Year
	2013	2012	% Change	2013	2012	% Change	2013	2012	% Chg	% Chg

### District 24

#### CRIME COMPLAINTS

	2013	2012	% Change	2013	2012	% Change	2013	2012	% Chg	% Chg
MURDER	0	0	0%	0	0	0%	4	12	-67%	33%
CRIMINAL SEXUAL ASSAULT(CSA)	1	1	0%	2	3	-33%	32	31	3%	-24%
ROBBERY	2	7	-71%	17	27	-37%	251	309	-19%	-31%
AGGRAVATED BATTERY	4	7	-43%	10	24	-58%	111	146	-24%	-27%
BURGLARY	9	22	-59%	45	55	-18%	420	525	-20%	-33%
FELONY THEFT	7	9	-22%	44	35	26%	367	422	-13%	9%
MOTOR VEHICLE THEFT	5	12	-58%	18	32	-44%	190	291	-35%	-49%
<b>TOTAL</b>	<b>28</b>	<b>58</b>	<b>-52%</b>	<b>136</b>	<b>176</b>	<b>-23%</b>	<b>1375</b>	<b>1736</b>	<b>-21%</b>	<b>-28%</b>
SHOOTING INCIDENT	1	3	-67%	2	6	-67%	21	34	-38%	0%

#### HISTORICAL COMPARISON

	2013	2012	2011	% Change 2013 - 2012	% Change 2013 - 2011
MURDER	4	12	3	-67%	33%
CRIMINAL SEXUAL ASSAULT(CSA)	32	31	42	3%	-24%
ROBBERY	251	309	365	-19%	-31%
AGGRAVATED BATTERY	111	146	152	-24%	-27%
BURGLARY	420	525	627	-20%	-33%
FELONY THEFT	367	422	338	-13%	9%
MOTOR VEHICLE THEFT	190	291	376	-35%	-49%
<b>TOTAL</b>	<b>1375</b>	<b>1736</b>	<b>1903</b>	<b>-21%</b>	<b>-28%</b>

The above CompStat figures are posted on Monday, one week after closing date.

CompStat figures are preliminary and subject to further analysis and revision. Crime statistics reflect Illinois Compiled Statutes and differ from the crime categories of the F.B.I. Uniform Crime Reporting System. All degrees of Criminal Sexual Assault are included in the Criminal Sexual Assault category.



Rahm Emanuel  
Mayor

# Chicago Police Department



Garry F. McCarthy  
Superintendent

## CompStat

Week 44

## District Reports

Report Covering the Week of 28-Oct-2013 Through 03-Nov-2013

	Last 7 Days			Last 28 Days			Year to Date			2 Year
	2013	2012	% Change	2013	2012	% Change	2013	2012	% Chg	% Chg

### District 25

#### CRIME COMPLAINTS

MURDER	1	0	0%	2	0	0%	12	18	-33%	-20%
CRIMINAL SEXUAL ASSAULT(CSA)	3	2	50%	5	6	-17%	79	84	-6%	-5%
ROBBERY	13	23	-43%	44	73	-40%	524	642	-18%	-24%
AGGRAVATED BATTERY	8	14	-43%	33	39	-15%	315	406	-22%	-27%
BURGLARY	20	36	-44%	86	132	-35%	1024	1210	-15%	-41%
FELONY THEFT	6	15	-60%	47	60	-22%	625	597	5%	7%
MOTOR VEHICLE THEFT	16	22	-27%	65	113	-42%	869	1209	-28%	-37%
<b>TOTAL</b>	<b>67</b>	<b>112</b>	<b>-40%</b>	<b>282</b>	<b>423</b>	<b>-33%</b>	<b>3448</b>	<b>4166</b>	<b>-17%</b>	<b>-30%</b>
SHOOTING INCIDENT	1	6	-83%	5	11	-55%	74	105	-30%	-32%

#### HISTORICAL COMPARISON

	2013	2012	2011	% Change 2013 - 2012	% Change 2013 - 2011
MURDER	12	18	15	-33%	-20%
CRIMINAL SEXUAL ASSAULT(CSA)	79	84	83	-6%	-5%
ROBBERY	524	642	694	-18%	-24%
AGGRAVATED BATTERY	315	406	434	-22%	-27%
BURGLARY	1024	1210	1733	-15%	-41%
FELONY THEFT	625	597	583	5%	7%
MOTOR VEHICLE THEFT	869	1209	1376	-28%	-37%
<b>TOTAL</b>	<b>3448</b>	<b>4166</b>	<b>4918</b>	<b>-17%</b>	<b>-30%</b>

The above CompStat figures are posted on Monday, one week after closing date.

CompStat figures are preliminary and subject to further analysis and revision. Crime statistics reflect Illinois Compiled Statutes and differ from the crime categories of the F.B.I. Uniform Crime Reporting System. All degrees of Criminal Sexual Assault are included in the Criminal Sexual Assault category.

**28. Update crime stats for each ward.**

Crime stats are not available by ward. They are available by district. See attachment provided for number 27.



**Attachment 34**

JUVENILE ARRESTS

MONTH YEAR

YOUTH INVESTIGATIONS DIVISION

CHICAGO POLICE DEPARTMENT

JANUARY

SEPTEMBER

2013

DISTRICT AREA	INF. ADJ. PARENT	INF. ADJ. AGENCY	INF. ADJ. TOTAL	FORMAL ADJ. PARENT	FORMAL ADJ. AGENCY	FORMAL ADJ. TOTAL	ALL ADJ. TOTAL	REFERRED	DETAINED	REF/DET TOTAL	GRAND TOTAL
1	109	0	109	8	0	8	117	204	27	231	348
2	226	103	329	5	4	9	338	352	90	442	780
3	168	2	170	10	0	10	180	485	183	668	848
8	432	195	627	18	10	28	655	669	110	779	1434
9	216	92	308	8	8	16	324	384	104	488	812
10	315	137	452	9	4	13	465	506	117	623	1088
12	170	27	197	12	2	14	211	257	40	297	508
18	105	1	106	8	2	10	116	285	30	315	431
<b>AREA 1 TOTALS</b>	<b>1741</b>	<b>557</b>	<b>2298</b>	<b>78</b>	<b>30</b>	<b>108</b>	<b>2406</b>	<b>3142</b>	<b>701</b>	<b>3843</b>	<b>6249</b>
4	51	114	165	0	12	12	177	710	130	840	1017
5	43	97	140	3	15	18	158	584	127	711	869
6	72	89	161	3	10	13	174	705	166	871	1045
7	262	81	343	8	2	10	353	480	162	642	995
22	43	77	120	0	7	7	127	341	58	399	526
<b>AREA 2 TOTALS</b>	<b>471</b>	<b>458</b>	<b>929</b>	<b>14</b>	<b>46</b>	<b>60</b>	<b>989</b>	<b>2820</b>	<b>643</b>	<b>3463</b>	<b>4452</b>
11	186	37	223	12	0	12	235	618	227	845	1080
25	142	10	152	81	50	131	283	305	86	391	674
14	123	13	136	58	12	70	206	147	30	177	383
15	293	56	349	68	21	89	438	472	121	593	1031
16	96	5	101	30	23	53	154	140	16	156	310
17	122	0	122	53	25	78	200	134	29	163	363
19	93	6	99	35	11	46	145	107	29	136	281
20	54	0	54	22	15	37	91	95	31	126	217
24	87	3	90	52	13	65	155	157	41	198	353
<b>AREA 3 TOTALS</b>	<b>1196</b>	<b>130</b>	<b>1326</b>	<b>411</b>	<b>170</b>	<b>581</b>	<b>1907</b>	<b>2175</b>	<b>610</b>	<b>2785</b>	<b>4692</b>
<b>TOTAL</b>	<b>3408</b>	<b>1145</b>	<b>4553</b>	<b>503</b>	<b>246</b>	<b>749</b>	<b>5302</b>	<b>8137</b>	<b>1954</b>	<b>10091</b>	<b>15393</b>

**Attachment 43**

**Case Reports based on Eligibility for Referral\* to Alternate Response Section\*\***  
**Chicago Police Department**  
**3 February - 31 October 2013\*\*\* vs. 3 February - 31 October 2012\*\*\***

FBI Code	FBI Description	IUCR	Primary Classification	Secondary Classification	3 Feb 2013 - 31 Oct 2013				3 Feb 2012 - 31 Oct 2012			
					Total ARS	Total Other Units	Total Citywide	% ARS	Total ARS	Total Other Units	Total Citywide	% ARS
00	NON-CRIMINAL	5070	NON-CRIMINAL	LOST PROPERTY	6,287	6,592	12,879	48.8%	5,096	7,501	12,597	40.5%
05	BURGLARY (INDEX)	0810	BURGLARY	FORCIBLE ENTRY	715	288	1,003	71.3%	692	613	1,306	53.0%
05	BURGLARY (INDEX)	0820	BURGLARY	UNLAWFUL ENTRY	607	178	785	77.3%	550	381	932	59.0%
05	BURGLARY (INDEX)	0630	BURGLARY	ATTEMPT FORCIBLE ENTRY	31	18	49	63.3%	40	35	76	52.9%
06	LARCENY - THEFT (INDEX)	0810	THEFT	OVER \$500	6,450	5,147	11,597	55.6%	4,757	7,129	11,887	40.0%
06	LARCENY - THEFT (INDEX)	0820	THEFT	\$500 AND UNDER	10,259	9,647	19,906	51.5%	8,246	12,787	21,034	39.2%
06	LARCENY - THEFT (INDEX)	0840	THEFT	FINANCIAL ID THEFT: OVER \$300	889	1,958	2,847	31.2%	613	2,158	2,771	22.1%
06	LARCENY - THEFT (INDEX)	0841	THEFT	FINANCIAL ID THEFT:\$300 & UNDER	274	544	818	33.5%	264	638	902	29.3%
06	LARCENY - THEFT (INDEX)	0842	THEFT	AGG: FINANCIAL ID THEFT	20	89	109	18.3%	48	95	143	33.5%
06	LARCENY - THEFT (INDEX)	0843	THEFT	ATTEMPT FINANCIAL IDENTITY THEFT	97	164	261	37.2%	92	175	267	34.4%
06	LARCENY - THEFT (INDEX)	0850	THEFT	ATTEMPT THEFT	92	161	253	36.4%	56	307	363	15.4%
06	LARCENY - THEFT (INDEX)	0860	THEFT	RETAIL THEFT	962	1,217	2,179	44.1%	292	2,011	2,303	12.7%
06	LARCENY - THEFT (INDEX)	0865	THEFT	DELIVERY CONTAINER THEFT	2	13	15	13.3%	2	23	25	8.0%
06	LARCENY - THEFT (INDEX)	0870	THEFT	POCKET-PICKING	1,044	623	1,667	62.6%	773	946	1,720	45.0%
06	LARCENY - THEFT (INDEX)	0880	THEFT	PURSE-SNATCHING	200	452	652	30.7%	113	542	655	17.2%
06	LARCENY - THEFT (INDEX)	0890	THEFT	FROM BUILDING	6,778	2,147	8,925	75.9%	6,116	2,957	9,074	67.4%
06	LARCENY - THEFT (INDEX)	0895	THEFT	FROM COIN-OP MACHINE/DEVICE	19	16	35	54.3%	7	13	21	34.1%
07	MOTOR VEHICLE THEFT (INDEX)	0910	MOTOR VEHICLE THEFT	AUTOMOBILE	5,240	3,531	8,771	59.7%	6,021	5,731	11,753	51.2%
07	MOTOR VEHICLE THEFT (INDEX)	0915	MOTOR VEHICLE THEFT	TRUCK, BUS, MOTOR HOME	94	210	304	30.9%	138	300	438	31.5%
07	MOTOR VEHICLE THEFT (INDEX)	0917	MOTOR VEHICLE THEFT	CYCLE, SCOOTER, BIKE W-VIN	126	120	246	51.2%	140	193	334	42.0%
07	MOTOR VEHICLE THEFT (INDEX)	0918	MOTOR VEHICLE THEFT	CYCLE, SCOOTER, BIKE NO VIN	4	6	10	40.0%	8	5	13	59.7%
07	MOTOR VEHICLE THEFT (INDEX)	0920	MOTOR VEHICLE THEFT	ATT: AUTOMOBILE	237	93	330	71.8%	192	202	395	48.6%
07	MOTOR VEHICLE THEFT (INDEX)	0925	MOTOR VEHICLE THEFT	ATT: TRUCK, BUS, MOTOR HOME	8	3	11	72.7%	8	12	21	38.6%
08A	SIMPLE ASSAULT	0560	ASSAULT	SIMPLE	1,223	4,847	6,070	20.1%	729	6,021	6,750	10.8%
10	FORGERY AND COUNTERFEITING	1120	DECEPTIVE PRACTICE	FORGERY	101	379	480	21.0%	83	461	544	15.3%
14	VANDALISM	1310	CRIMINAL DAMAGE	TO PROPERTY	3,819	6,327	10,146	37.6%	2,574	9,288	11,862	21.7%
14	VANDALISM	1320	CRIMINAL DAMAGE	TO VEHICLE	5,453	4,978	10,431	52.3%	4,867	7,539	12,407	39.2%
14	VANDALISM	1375	CRIMINAL DAMAGE	INSTITUTIONAL VANDALISM	3	6	9	33.3%	1	16	17	5.8%
17	SEX OFFENSE - CRIMINAL SEXUAL ABUSE	2830	OTHER OFFENSE	OBSCENE TELEPHONE CALLS	37	14	51	72.5%	39	17	57	68.8%
26	MISCELLANEOUS NON-INDEX OFFENSES	2820	OTHER OFFENSE	TELEPHONE THREAT	2,233	1,573	3,806	58.7%	2,061	2,174	4,236	48.7%
26	MISCELLANEOUS NON-INDEX OFFENSES	2825	OTHER OFFENSE	HARASSMENT BY TELEPHONE	1,649	1,206	2,855	57.8%	1,407	1,458	2,866	49.1%
26	MISCELLANEOUS NON-INDEX OFFENSES	2826	OTHER OFFENSE	HARASSMENT BY ELECTRONIC MEANS	616	878	1,494	41.2%	579	861	1,440	40.2%
				<b>Total</b>	<b>55,569</b>	<b>53,425</b>	<b>108,994</b>	<b>51.0%</b>	<b>46,604</b>	<b>72,589</b>	<b>119,194</b>	<b>39.1%</b>

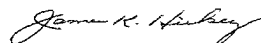
SOURCE: CLEAR DWH CRIMES\_ALL, CASE5\_MV, CASE5\_JV\_MV queried 6 November 2013

\*Note3: Eligibility based on criteria defined in Department directive Alternate Response Section Case Reporting Policy (604-01-01). Certain incidents cannot be determined based on case report data, i.e. Motor vehicles recovered at City of Chicago auto pounds, animal bite reports, and other miscellaneous incidents not based on specific data elements.

\*\*Note: Figures include all cases received and processed by ARS, including those with occurrence addresses outside the city limits of Chicago.

\*\*\*Note: Selection of records is based on date the original case report was created, not the date of the incident's occurrence.

Approved:



James K. Hickey, Assistant Director  
 Research and Development Division



Rahm Emanuel  
Mayor

Department of Police • City Of Chicago  
3510 South Michigan Avenue • Chicago, Illinois 60653

Garry F. McCarthy  
Superintendent of Police

## MEMORANDUM

**TO:** The Honorable Carrie Austin  
Chairman, Committee on Budget and Government Operations

**FROM:** Garry McCarthy  
Superintendent

**DATE:** November 14, 2013

**RE:** Request for Information

**CC:** Maria Guerra, Mayor's Office of Legislative Counsel and Government Affairs

**Ref ID:** 57—1—CAPS Personnel Activities

---

During our recent hearing to discuss the 2014 proposed budget, Aldermen Suarez asked about the activities of the CAPS personnel.

The Chicago Police Department CAPS program continues with the core groups consisting of court advocacy, domestic violence, youth, seniors, and faith based. Each of these groups is represented within each district by the CAPS office containing one sergeant, two police officers, a community organizer and a shared youth service coordinator. Each district submits a calendar of their beat meetings for the entire year, which is then printed and handed out at the district level. The District Commander working with the community and the CAPS office decide if additional committees, such as business, elementary and high school principals, community based or non-profit organizations that can provide resources as needed to address some of the underlying causes of crime and disorder within the district.

Many of our programs support these core groups. Each district and their communities will host major events that are conducted in partnership with elected officials, major stakeholders, business organizations, parks, schools, and community organizations. National Night Out, neighborhood clean and greens, smoke outs, prayer vigils, rallies, block clubs are some of the events that are conducted within the districts. Youth programs working with domestic violence and detectives consisting of a peer jury, explorers group, seminars on teen bullying, teen dating, mentoring programs and study groups where the youth are also able to earn their hours for school.

Crime prevention programs are scheduled throughout the year among the areas and districts to include landlord/tenant training, bank seminars, court advocacy training, street safety, identity theft, financial fraud, burglary prevention. These Department programs are provided in partnerships with city and federal agencies.



Rahm Emanuel  
Mayor

Department of Police • City Of Chicago  
3510 South Michigan Avenue • Chicago, Illinois 60653

Garry F. McCarthy  
Superintendent of Police

## MEMORANDUM

**TO:** The Honorable Carrie Austin  
Chairman, Committee on Budget and Government Operations

**FROM:** Garry McCarthy  
Superintendent

**DATE:** November 14, 2013

**RE:** Request for Information

**CC:** Maria Guerra, Mayor's Office of Legislative Counsel and Government Affairs

**Ref ID:** 57—2—Cell Phone Theft Data

---

During our recent hearing to discuss the 2014 proposed budget, Alderman Reilly requested additional information regarding cell phone thefts.

### Cell Phone Thefts Through Oct 30, 2013

District 1	611
District 18	835
District 12	474
TOTAL	1,920



Rahm Emanuel  
Mayor

Department of Police • City Of Chicago  
3510 South Michigan Avenue • Chicago, Illinois 60653

Garry F. McCarthy  
Superintendent of Police

## MEMORANDUM

**TO:** The Honorable Carrie Austin  
Chairman, Committee on Budget and Government Operations

**FROM:** Garry McCarthy  
Superintendent

**DATE:** November 14, 2013

**RE:** Request for Information

**CC:** Maria Guerra, Mayor's Office of Legislative Counsel and Government Affairs

**Ref ID:** 57—4—Crossing Guard Locations

---

During our recent hearing to discuss the 2014 proposed budget, Alderman Harris requested additional information regarding where crossing guards were located.

DISTRICT	CROSSING GUARDS		DISTRICT	CROSSING GUARDS
002	45		014	33
003	33		015	19
004	32		016	39
005	24		017	31
006	38		018	13
007	43		019	45
008	54		020	17
009	53		022	43
010	37		024	28
011	50		025	38
012	45			



Rahm Emanuel  
Mayor

Department of Police • City Of Chicago  
3510 South Michigan Avenue • Chicago, Illinois 60653

Garry F. McCarthy  
Superintendent of Police

## MEMORANDUM

**TO:** The Honorable Carrie Austin  
Chairman, Committee on Budget and Government Operations

**FROM:** Garry McCarthy  
Superintendent

**DATE:** November 14, 2013

**RE:** Request for Information

**CC:** Maria Guerra, Mayor's Office of Legislative Counsel and Government Affairs

**Ref ID:** 57—5—RAP Strategies

---

During our recent hearing to discuss the 2014 proposed budget, Alderman Harris requested additional information regarding strategies for Radio Assignments Pending.

Supervisors have been instructed to closely monitor time spent by personnel on assignments. They also monitor pending assignments to determine which could be diverted or consolidated due to duplication.

### Number of RAPS in Districts 003, 004, 005 and 006

DISTRICT	TOTAL JAN – SEP 2013	MONTHLY AVG JAN – SEP 2013
003	405	45.0
004	236	26.2
005	321	35.7
006	218	24.2





Rahm Emanuel  
Mayor

Department of Police • City Of Chicago  
3510 South Michigan Avenue • Chicago, Illinois 60653

Garry F. McCarthy  
Superintendent of Police

**MEMORANDUM**

**TO:** The Honorable Carrie Austin  
Chairman, Committee on Budget and Government Operations

**FROM:** Garry McCarthy  
Superintendent

**DATE:** November 14, 2013

**RE:** Request for Information

**CC:** Maria Guerra, Mayor’s Office of Legislative Counsel and Government Affairs

**Ref ID:** 57—6— Demographics of Supervisory Ranks

During our recent hearing to discuss the 2014 proposed budget, Alderman Harris requested additional information regarding the demographics of the Chicago Police Department’s supervisory ranks.

Please see below.

TITLE	AF.-AM	ASIAN	CAUCASIAN	HISPANIC	INDIAN	OTHER	MALE	FEMALE
COMMAND STAFF	29.17%	2.78%	54.17%	13.89%	0.00%	0.00%	84.72%	15.28%
CAPTAIN	14.29%	4.76%	66.67%	14.29%	0.00%	0.00%	85.71%	14.29%
LIEUTENANT	7.89%	1.05%	80.53%	10.53%	0.00%	0.00%	81.58%	18.42%
SERGEANT	16.50%	1.84%	68.02%	13.55%	0.09%	0.00%	81.38%	18.62%
D3	25.49%	1.96%	52.94%	19.61%	0.00%	0.00%	90.20%	9.80%
D2A	17.17%	1.78%	65.11%	15.38%	0.56%	0.00%	80.60%	19.40%
D2A	24.13%	2.14%	56.30%	17.43%	0.00%	0.00%	78.55%	21.45%
POLICE OFFICER	25.63%	3.08%	48.24%	22.64%	0.35%	0.06%	75.92%	24.08%
OVERALL PERCENTAGES	24%	3%	52%	21%	0.32%	0.05%	77%	23%



**Rahm Emanuel**  
Mayor

**Department of Police • City Of Chicago**  
3510 South Michigan Avenue • Chicago, Illinois 60653

**Garry F. McCarthy**  
Superintendent of Police

---

## MEMORANDUM

**TO:** The Honorable Carrie Austin  
Chairman, Committee on Budget and Government Operations

**FROM:** Garry McCarthy  
Superintendent

**DATE:** November 14, 2013

**RE:** Request for Information

**CC:** Maria Guerra, Mayor's Office of Legislative Counsel and Government Affairs

**Ref ID:** 57—7— Police Test Applicants

---

During our recent hearing to discuss the 2014 proposed budget, Aldermen Mitts and Sposato requested additional information regarding the sex and race breakdown of the applicants for the test for police officers to be administered December 2013.

Please see attached chart.

**APPLICANTS FOR 2013 POLICE EXAM**

<b>Race (EEO2)</b>	<b>Count</b>	<b>Percent</b>
American Indian or Alaska Native	931	4.89%
Asian	464	2.44%
Black or African American	4449	23.38%
I do not wish to provide this information	2398	12.60%
N/S	26	0.14%
Native Hawaiian or Other Pacific Islander	63	0.33%
Two or more races	1484	7.80%
White	9215	48.42%
<b>Total Race</b>	<b>19,030</b>	<b>100.00%</b>
<b>Ethnicity (EEO2)</b>	<b>Count</b>	<b>Percent</b>
Hispanic or Latino	5862	30.80%
I do not wish to provide this information	691	3.63%
N/S	25	0.13%
Not Hispanic or Latino	12452	65.43%
<b>Total Ethnicity</b>	<b>19030</b>	<b>100.00%</b>
<b>Gender (EEO2)</b>	<b>Count</b>	<b>Percent</b>
Female	5029	26.43%
I do not wish to provide this information	134	0.70%
Male	13840	72.73%
N/S	27	0.14%
<b>Total Gender</b>	<b>19,030</b>	<b>100.00%</b>

Completed Application Step = "Testing"



**Rahm Emanuel**  
Mayor

**Department of Police • City Of Chicago**  
3510 South Michigan Avenue • Chicago, Illinois 60653

**Garry F. McCarthy**  
Superintendent of Police

---

**MEMORANDUM**

**TO:** The Honorable Carrie Austin  
Chairman, Committee on Budget and Government Operations

**FROM:** Garry McCarthy  
Superintendent

**DATE:** November 14, 2013

**RE:** Request for Information

**CC:** Maria Guerra, Mayor's Office of Legislative Counsel and Government Affairs

**Ref ID:** 57—8—Top Arrests by District

---

During our recent hearing to discuss the 2014 proposed budget, Aldermen Mitts requested additional information regarding the top arrests by district.

Please see attached chart.

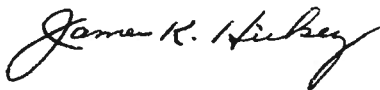
**Top Arrest by Offense For  
Districts 011 , 015, 025  
City of Chicago  
1 January - 31 October 2013**

**District 25**

Description	Jan - Oct 2013
DRUG ABUSE VIOLATIONS	1,587
TRAFFIC VIOLATIONS	1,154
WARRANT ARRESTS	740
SIMPLE BATTERY	670
LARCENY - THEFT (INDEX)	635
MISCELLANEOUS NON-INDEX OFFENSES	571
DISORDERLY CONDUCT	507
DRIVING UNDER THE INFLUENCE	353
PROSTITUTION	153
VANDALISM	148
SIMPLE ASSAULT	146
WEAPONS	141
ROBBERY (INDEX)	109
MISCELLANEOUS MUNICIPAL CODE VIOLATIONS	108
BURGLARY (INDEX)	105
MOTOR VEHICLE THEFT (INDEX)	97
AGGRAVATED ASSAULT (INDEX)	83
AGGRAVATED BATTERY (INDEX)	45
GAMBLING	34
SEX OFFENSE - CRIMINAL SEXUAL ABUSE	29
<b>Total</b>	<b>7,415</b>

SOURCE: CHRIS\_DWH\_CHARGE\_CODES, CHRIS\_DWH\_ARRESTS\_ALLV Queried 6 Nov 2013

Approved:



James Hickey, Assistant Director  
Research and Development Division

**Top Arrest by Offense For  
Districts 011 , 015, 025  
City of Chicago  
1 January - 31 October 2013**

**District 15**

Description	Jan - Oct 2013
DRUG ABUSE VIOLATIONS	3,257
WARRANT ARRESTS	786
MISCELLANEOUS NON-INDEX OFFENSES	642
MISCELLANEOUS MUNICIPAL CODE VIOLATIONS	560
SIMPLE BATTERY	496
TRAFFIC VIOLATIONS	416
GAMBLING	268
DISORDERLY CONDUCT	221
WEAPONS	154
LARCENY - THEFT (INDEX)	147
MOTOR VEHICLE THEFT (INDEX)	126
SIMPLE ASSAULT	94
VANDALISM	94
ROBBERY (INDEX)	86
DRIVING UNDER THE INFLUENCE	73
AGGRAVATED ASSAULT (INDEX)	65
BURGLARY (INDEX)	65
AGGRAVATED BATTERY (INDEX)	37
PROSTITUTION	34
CRIMINAL SEXUAL ASSAULT (INDEX)	18
<b>Total</b>	<b>7,639</b>



**Rahm Emanuel**  
Mayor

**Department of Police • City Of Chicago**  
3510 South Michigan Avenue • Chicago, Illinois 60653

**Garry F. McCarthy**  
Superintendent of Police

---

**MEMORANDUM**

**TO:** The Honorable Carrie Austin  
Chairman, Committee on Budget and Government Operations

**FROM:** Garry McCarthy  
Superintendent

**DATE:** November 14, 2013

**RE:** Request for Information

**CC:** Maria Guerra, Mayor's Office of Legislative Counsel and Government Affairs

**Ref ID:** 57—10—Littering Citations

---

During our recent hearing to discuss the 2014 proposed budget, Aldermen Brookins requested additional information concerning the number of tickets issued for littering in 2013 and 2012.

In 2013 through October 31, there have been 499 citations issued for littering. In 2012 there were 521 citations issued for littering.

**PPO'S DEPARTMENT DEMOGRAPHICS  
FROM CHIPPS SINCE 01-MAY-2013**

TITLE	Afr.-Amer	Asian	Caucasian	Hispanic	Indian	Other	Male	Female	Total
POLICE OFFICER	27 14.52%	6 3.23%	81 43.55%	68 36.56%	0 0.00%	4 2.15%	153 82.26%	33 17.74%	186
GRAND TOTAL:	27	6	81	68	0	4	153	33	186
PERCENTAGES:	15%	3%	44%	37%	0.00%	2.15%	82%	18%	





**Rahm Emanuel**  
Mayor

**Department of Police • City Of Chicago**  
3510 South Michigan Avenue • Chicago, Illinois 60653

**Garry F. McCarthy**  
Superintendent of Police

---

**MEMORANDUM**

**TO:** The Honorable Carrie Austin  
Chairman, Committee on Budget and Government Operations

**FROM:** Garry McCarthy  
Superintendent

**DATE:** November 14, 2013

**RE:** Request for Information

**CC:** Maria Guerra, Mayor's Office of Legislative Counsel and Government Affairs

**Ref ID:** 57—11—New Recruits

---

During our recent hearing to discuss the 2014 proposed budget, Aldermen Brookins requested additional information concerning demographics of new recruits in the Training Academy.

Please see attached table.

**PPO'S DEPARTMENT DEMOGRAPHICS  
FROM CHIPPS SINCE 01-MAY-2013**

TITLE	Afr.-Amer	Asian	Caucasian	Hispanic	Indian	Other	Male	Female	Total
POLICE OFFICER	27 14.52%	6 3.23%	81 43.55%	68 36.56%	0 0.00%	4 2.15%	153 82.26%	33 17.74%	186
GRAND TOTAL:	27	6	81	68	0	4	153	33	186
PERCENTAGES:	15%	3%	44%	37%	0.00%	2.15%	82%	18%	



Rahm Emanuel  
Mayor

Department of Police • City Of Chicago  
3510 South Michigan Avenue • Chicago, Illinois 60653

Garry F. McCarthy  
Superintendent of Police

---

## MEMORANDUM

**TO:** The Honorable Carrie Austin  
Chairman, Committee on Budget and Government Operations

**FROM:** Garry McCarthy  
Superintendent

**DATE:** November 14, 2013

**RE:** Request for Information

**CC:** Maria Guerra, Mayor's Office of Legislative Counsel and Government Affairs

**Ref ID:** 57—12—Traffic Stops

---

During our recent hearing to discuss the 2014 proposed budget, Aldermen Brookins requested additional information concerning the number of traffic stops and a racial breakdown of stops.

Under Illinois law, the City is required to track and report on the racial demographics of traffic stops. Please see the attached statistical study illustrating this breakdown and the number of citations issued. The first table represents all traffic stops through October and the second table tracks the number of citations issued at these stops during the same time frame. Please note that multiple citations may be issued on one stop; on average there were around 3 citations issued for every traffic stop.

**Traffic Stop Statistical Study  
Contact and Citation Written by Perceived Race\*  
City of Chicago  
January - October 2013**

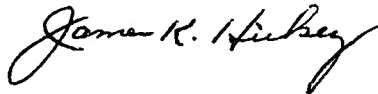
Driver Contact	1 Jan - 31 Oct 2013
AMER IND/ALASKAN NATIVE	131
ASIAN	579
BLACK	9,134
HAWAIIAN/PACIFIC ISLANDER	182
HISPANIC	3,628
WHITE	5,207
<b>Total</b>	<b>18,861</b>

Citation Issued	1 Jan - 31 Oct 2013
AMER IND/ALASKAN NATIVE	278
ASIAN	1,868
BLACK	26,598
HAWAIIAN/PACIFIC ISLANDER	436
HISPANIC	14,368
WHITE	15,320
<b>Total</b>	<b>58,868</b>

SOURCE MV\_OWNER: CONTACT\_CARDS\_MV, TSS\_RACE\_CODES\_MV Queried 7 Nov 2013

\*Note: Based on Officer's "subjective determination of the race of the driver." Officer's are prohibited from asking the driver their race.

Approved:



James Hickey, Assistant Director  
Research and Development Division



Rahm Emanuel  
Mayor

Department of Police • City Of Chicago  
3510 South Michigan Avenue • Chicago, Illinois 60653

Garry F. McCarthy  
Superintendent of Police

## MEMORANDUM

**TO:** The Honorable Carrie Austin  
Chairman, Committee on Budget and Government Operations

**FROM:** Garry McCarthy  
Superintendent

**DATE:** November 18, 2013

**RE:** Request for Information

**CC:** Maria Guerra, Mayor's Office of Legislative Counsel and Government Affairs

**Ref ID:** 57—13—CPD Attrition and New Hires

---

During our recent hearing to discuss the 2014 proposed budget, Alderman Sposato requested additional information regarding in the department's attrition and new hires.

For attrition and new hires over the past three years, please see below. In addition, as of November 4, 2013, there are 323 vacancies for all sworn personnel in CPD.

### CPD ATTRITION

<b>2011</b>	<b>513</b>
<b>2012</b>	<b>616</b>
<b>2013*</b>	<b>326</b>

\*As of November 4, 2013

### CPD HIRES

<b>2011</b>	<b>114</b>
<b>2012</b>	<b>457</b>
<b>2013*</b>	<b>505</b>



**Rahm Emanuel**  
Mayor

**Department of Police • City Of Chicago**  
3510 South Michigan Avenue • Chicago, Illinois 60653

**Garry F. McCarthy**  
Superintendent of Police

---

## MEMORANDUM

**TO:** The Honorable Carrie Austin  
Chairman, Committee on Budget and Government Operations

**FROM:** Garry McCarthy  
Superintendent

**DATE:** November 14, 2013

**RE:** Request for Information

**CC:** Maria Guerra, Mayor's Office of Legislative Counsel and Government Affairs

**Ref ID:** 57—14—Alternate Response Section

---

During our recent hearing to discuss the 2014 proposed budget, Aldermen Pope requested additional information regarding the number of calls handled by the department's Alternate Response Section.

Between September 1, 2012 and September 30, 2013, the Alternate Response Section received 449,586 calls. 73.1% of all reports completed by ARS are for theft, motor vehicle theft, criminal damage to property, and lost property.



**Rahm Emanuel**  
Mayor

**Department of Police • City Of Chicago**  
3510 South Michigan Avenue • Chicago, Illinois 60653

**Garry F. McCarthy**  
Superintendent of Police

---

## MEMORANDUM

**TO:** The Honorable Carrie Austin  
Chairman, Committee on Budget and Government Operations

**FROM:** Garry McCarthy  
Superintendent

**DATE:** November 14, 2013

**RE:** Request for Information

**CC:** Maria Guerra, Mayor's Office of Legislative Counsel and Government Affairs

**Ref ID:** 57—15—Street Crossings

---

During our recent hearing to discuss the 2014 proposed budget, Aldermen Pope requested additional information regarding the number of police officers who assist children in street crossings near schools.

In September, police officers facilitated crossings at an average of 24 corners each day.



**Rahm Emanuel**  
Mayor

**Department of Police • City Of Chicago**  
3510 South Michigan Avenue • Chicago, Illinois 60653

**Garry F. McCarthy**  
Superintendent of Police

---

## MEMORANDUM

**TO:** The Honorable Carrie Austin  
Chairman, Committee on Budget and Government Operations

**FROM:** Garry McCarthy  
Superintendent

**DATE:** November 14, 2013

**RE:** Request for Information

**CC:** Maria Guerra, Mayor's Office of Legislative Counsel and Government Affairs

**Ref ID:** 57—18—Bicycles Registered

---

During our recent hearing to discuss the 2014 proposed budget, Aldermen Dowell requested additional information regarding the number of bicycle registered.

There have been 3,280 bikes registered in 2013. All total, 22,272 bikes are registered.





Rahm Emanuel  
Mayor

Department of Police • City Of Chicago  
3510 South Michigan Avenue • Chicago, Illinois 60653

Garry F. McCarthy  
Superintendent of Police

## MEMORANDUM

**TO:** The Honorable Carrie Austin  
Chairman, Committee on Budget and Government Operations

**FROM:** Garry McCarthy  
Superintendent

**DATE:** November 14, 2013

**RE:** Request for Information

**CC:** Maria Guerra, Mayor's Office of Legislative Counsel and Government Affairs

**Ref ID:** 57—19—Bicycle Accidents

---

During our recent hearing to discuss the 2014 proposed budget, Aldermen Dowell requested additional information regarding the number of bicycle accidents.

CPD does not independently track accidents where bicycles are involved or the possible cause of the accident. However, the Illinois Department of Transportation tracks bicycle accidents. Please see the list of crashes and fatalities in the City for the last 4 years:

2009 – 1402 injury crashes – 6 fatal crashes  
2010 – 1580 Injury crashes – 8 fatal crashes  
2011 – 1309 Injury crashes – 7 fatal crashes  
2012 – 1514 Injury crashes – 8 fatal crashes

There have been 3 fatal crashes so far this year.



**Rahm Emanuel**  
Mayor

**Department of Police • City Of Chicago**  
3510 South Michigan Avenue • Chicago, Illinois 60653

**Garry F. McCarthy**  
Superintendent of Police

---

## MEMORANDUM

**TO:** The Honorable Carrie Austin  
Chairman, Committee on Budget and Government Operations

**FROM:** Garry McCarthy  
Superintendent

**DATE:** November 14, 2013

**RE:** Request for Information

**CC:** Maria Guerra, Mayor's Office of Legislative Counsel and Government Affairs

**Ref ID:** 57—20—Unsolved Homicides

---

During our recent hearing to discuss the 2014 proposed budget, Aldermen Thomas requested additional information regarding the number of open homicides.

During the period January 1 – October 31, 2013, there are 251 unsolved murders. During 2012, there were 335 unsolved murders.



**Rahm Emanuel**  
Mayor

**Department of Police • City Of Chicago**  
3510 South Michigan Avenue • Chicago, Illinois 60653

**Garry F. McCarthy**  
Superintendent of Police

---

## MEMORANDUM

**TO:** The Honorable Carrie Austin  
Chairman, Committee on Budget and Government Operations

**FROM:** Garry McCarthy  
Superintendent

**DATE:** November 18, 2013

**RE:** Request for Information

**CC:** Maria Guerra, Mayor's Office of Legislative Counsel and Government Affairs

**Ref ID:** 57—21—Minority Contracting

---

During our recent hearing to discuss the 2014 proposed budget, Aldermen Thomas requested additional information regarding the department's minority contracting.

See attached spreadsheet. Highlighted rows represent purchases using grant funds.

**MBE/WBE PARTICIPATION  
OCTOBER 1, 2012 - AUGUST 31, 2013**

VENDOR	TYPE	TOTAL AMOUNT EXPENDED	AMOUNT PRIME (NOT CERTIFIED)	AMOUNT PRIME (CERTIFIED MBE)	AMOUNT PRIME (CERTIFIED WBE)	AMOUNT COMMITTED TO MBE SUBCONTRACTOR	AMOUNT COMMITTED TO WBE SUBCONTRACT	MBE TYPE	VENDOR MBE/WBE PARTICIPATION	Asian MBE	Asian WBE	Hisp/Latino MBE	Hisp/Latino WBE	Afro Am MBE	Afro Am WBE
A T & T Corp.	TELECOMMUNICATION SERVICE	\$468,945.81	\$368,591.41			\$79,251.84	\$21,102.56	\$79,251.84 (AA)	16.9%MBE 4.5%WBE					\$79,251.84	
A T & T Mobility	CELLULAR AND WIRELESS COMMUNICATIONS	\$1,779.06	\$1,245.35			\$444.76	\$88.95	\$444.76(AA)	25%MBE 5%WBE					\$444.76	
A.M.C. Mechanical, Inc.	APPLIANCE MAINTENANCE	\$3,924.82		\$3,748.21			\$176.61	\$3,748.21(H)	95.9%MBE 4.5%WBE				\$3,748.21		
AAA Rental System	EVENT EQUIPMENT RENTAL	\$15,812.50	\$11,068.74			\$3,953.12	\$790.64	\$3,953.12(H)	25%MBE 5%WBE		\$7.91	\$3,953.12	\$23.72		
Air One Equipment Inc.	SAFETY MATERIAL FOR HAZARDOUS OPERATIONS	\$2,822.87	\$2,218.77			\$477.07	\$127.03	\$477.07(H)	16.9%MBE 4.5%WBE				\$477.07		
Air One Equipment Inc.	BREATHING AIR STATIONS RELATED EQUIPMENT	\$120.00	\$101.04			\$14.98	\$3.98	\$14.98(H)	12.48% MBE 3.32% WBE				\$14.98		
Air One Equipment Inc.	GAS MONITORING EQUIPMENT	\$3,148.00	\$2,474.33			\$532.01	\$141.66	\$532.01(H)	16.9%MBE 4.5%WBE				\$532.01		
Allied Services Group	TRANSPORT OF DECEASED	\$933,100.00	\$733,416.60			\$157,693.90	\$41,969.50	\$157,693.9(AA)	16.9%MBE 4.5%WBE					\$157,693.90	
Allied WasteTransportation	HORSE WASTE REMOVAL	\$7,695.75	\$5,387.04			\$1,923.93	\$384.78	\$1,923.93(AA)	25%MBE 5%WBE					\$1,923.93	
AM Bus Co.	BUS SERVICES	\$13,100.00			\$13,100.00			\$13,100.00(AA)	100%WBE						\$13,100.00
Aztec Supply Corporation	JANITORIAL SUPPLIES	\$8,714.40		\$8,714.40				\$8,714.4(H)	100%MBE			\$8,714.40			
B & L Distributors, Inc.	LIBRARY SUPPLIES	\$12,707.41			\$11,779.77	\$927.64		\$927.63(H)(A)(AA)	7.3%MBE 92.7%WBE	\$470.18		\$25.41		\$432.05	
Best Technologies Systems, Inc. (SS)	FIRING RANGE CLEANING	\$189,828.75		\$181,286.46			\$8,542.29	\$181,286.46(A)	95.5%MBE 4.5%WBE	\$181,286.46					
Bren Products (AA)	PAPER GOODS	\$85,583.81		\$85,583.81				\$85,583.81(AA)	100% MBE					\$85,583.81	
Brookwood Farms LLC	HORSE FEED ITEMS	\$118,280.68	\$82,796.48			\$29,570.17	\$5,914.03	\$29,570.17(H)	25%MBE 5%WBE			\$29,570.17		\$5,914.03	
C & C Communications	EQUIPMENTS,SUPPORT SERVICES	\$13,967.43	\$10,978.41			\$2,360.49	\$628.53	\$2,360.49(AA)	16.9%MBE 4.5%WBE					\$2,360.49	
Canon Business Solution	MULTIFUNCTIONAL(COPIER EQUIPMENT) AND SERVICES	\$618.48	\$486.13			\$104.52	\$27.83	\$104.52(AA) (H)	16.9%MBE 4.5%WBE			\$9.28		\$95.24	
CAPFS/LEPS Joint Venture	PSYCOMETRIC ASSESSMENT	\$669,090.00		\$638,980.95		\$30,109.05	\$638,980.95(AA)	95.5%MBE 4.5%WBE		\$30,109.05				\$638,980.95	
Chicago United Industries, Ltd.	FORENSIC SUPPLIES	\$5,786.20		\$5,496.89			\$289.31	\$5,496.89(H)	95%MBE 5%WBE			\$5,496.89			
Chicago United Industries, Ltd.	FORENSIC SUPPLIES (GRP E)	\$11,960.83		\$11,362.79			\$598.04	\$11,362.79(H)	95%MBE 5%WBE			\$11,362.79			
Chicago United Industries, Ltd.	FIREARMS REPAIR/CLEANING SUPPLIES	\$66,327.01		\$63,342.29			\$2,984.72	\$63,342.29(H)	95.5% MBE 4.5% WBE					\$63,342.29	
Chicago United Industries, Ltd.	PHOTOGRAPHIC SUPPLIES	\$96,276.31		\$67,393.43		\$24,069.07	\$4,813.81	\$24,069.07(H)	25%MBE 5%WBE				\$91,462.50		
Clarity Partners LLC	PROF. COUSELING SERVICES	\$178,214.00		\$178,214.00				\$178,214.00(A)	100%MBE	\$178,214.00					
Coban Technologies, Inc.	IN-CAR CAMERA SUPPLIES	\$27,087.39	\$26,640.46			\$352.13	\$94.80	\$352.13(H)	1.3%MBE(H) 39%WBE			\$352.13			
Continental Envelope	ENVELOPES	\$55,746.13	\$43,816.45			\$9,421.09	\$2,508.59	\$9,421.09(AA)	16.9%MBE 4.5%WBE				\$2,508.59	\$9,421.09	
Desk Inc.	DELIVERY AND INSTALL FURNITURE ACCESSORIES	\$24,310.00	\$19,107.66			\$4,108.39	\$1,093.95	\$4,108.39(AA)	16.9%MBE 4.5%WBE					\$4,108.39	
Enterprise Leasing Co. Of Chicago	AUTOMOBILE RENTAL	\$309,363.28	\$243,159.55			\$52,282.39	\$13,921.34	\$52,282.39(AA)	16.9%MBE 4.5%WBE					\$52,282.39	
Enterprise Leasing Co. Of Chicago	AUTOMOBILE LEASING	\$1,384,319.50	\$969,023.65			\$415,295.85		\$415,295.85(AA)	30%MBE					\$415,295.85	
Fence Master Inc	BARRIER FENCING	\$7,252.80	\$5,700.71			\$1,225.72	\$326.37	\$1,225.72(AA)	16.9%MBE 4.5%WBE				\$326.37	\$1,225.72	
Gem Business	VARIOUS PRINT FORMS	\$11,625.51		\$11,625.51				\$11,625.51(AA)	100% MBE					\$11,625.51	
Ice Mountain	WATER/ COOLER RENTAL	\$6,365.80	\$5,003.52			\$1,075.82	\$286.46	\$1,075.82(H)	16.9%MBE 4.5 WBE			\$1,075.82			\$286.46
Inter-City Supply Co., Inc.	JANITORIAL SUPPLIES	\$2,867.18		\$2,867.18				\$2,867.18(AA)	100% MBE					\$2,867.18	
Inter-City Supply Co., Inc.	PAPER TOWELS/ TISSUE	\$6,836.13		\$6,836.13				\$6,836.13(AA)	100% MBE					\$6,836.13	
Kentech Consulting Inc.	CANDIDATE BACKGROUND INVESTIGATING	\$1,388,810.00		\$1,388,810.00				\$1,388,810(AA)	100% MBE					\$1,388,810.00	

**MBE/WBE PARTICIPATION  
OCTOBER 1, 2012 - AUGUST 31, 2013**

VENDOR	TYPE	TOTAL AMOUNT EXPENDED	AMOUNT PRIME (NOT CERTIFIED)	AMOUNT PRIME (CERTIFIED MBE)	AMOUNT PRIME (CERTIFIED WBE)	AMOUNT COMMITTED TO MBE SUBCONTRACTOR	AMOUNT COMMITTED TO WBE SUBCONTRACT	MBE TYPE	VENDOR MBE/WBE PARTICIPATION	Asian MBE	Asian WBE	Hisp/Latino MBE	Hisp/Latino WBE	Afro Am MBE	Afro Am WBE
Lake County Divers Supply	SCUBA EQUIPMENT	\$25,985.65	\$20,424.73			\$4,391.57	\$1,169.35	\$4,391.57(AA)	16.9%MBE 4.5%WBE		\$1,169.35			\$4,391.57	
Legend & White Animal Health	DOG/ CAT FOOD	\$35,066.21	\$33,663.57			\$701.32	\$701.32	\$701.32(AA)	2%MBE 2%WBE					\$701.32	
MCPC	COMPUTER RELATED EQUIP	\$61,831.24	\$48,599.37			\$10,449.47	\$2,782.40	\$10,449.47(H)	16.9%MBE 4.5%WBE			\$10,449.47			
Medical Applications	XRAY MACHINES	\$92,537.10		\$88,372.94			\$4,164.16	\$88,372.94(AA)	95.5%MBE 4.5%WBE				\$4,164.16	\$88,372.94	
Midco Electric Supply	MISC ELECTRIC SUPPLIES	\$10,086.21			\$10,086.21				100%WBE						
Motorola Inc/Govt (SS)	MOBILE SERVICE	\$1,494,290.99	\$1,174,512.73			\$252,535.17	\$67,243.09	\$252,535.17(AA)	16.9%MBE 4.5%WBE					\$252,535.17	
NEC Corporation of America (SS)	AUTOMATED FINGERPRINTING	\$541,246.15	\$512,998.53			\$27,544.01	\$703.61	\$27,544.01(A)	5.089%MBE 130%WBE	\$27,544.01					
Oak Park Cyclery LTD	BICYCLE PARTS	\$106,403.37	\$99,912.77			\$1,702.45	\$4,788.15	\$1,702.45(H)	160%MBE 4.5%WBE			\$1,702.45			
Occu-Sport Med	COMPREHENSIVE MEDICAL	\$816,325.11	\$775,051.72				\$41,273.39		5.058%WBE						\$21,687.64
Oracle	COMPUTER SOFTWARE CONSULTING	\$334,693.52	\$261,060.96			\$56,897.89	\$16,734.67	\$56,897.89(A)(AA)	17%MBE 5%WBE	\$38,489.75				\$18,408.14	
Pitney Bowes	MAILING EQUIPMENT	\$14,812.59	\$11,613.08			\$2,518.14	\$681.37	\$2,518.14(AA)	17%MBE 4.6%WBE		\$681.37			\$2,518.14	
Progressive Industries	PROPANE GAS CYLINDER DELIVERY	\$131.76			\$109.50	\$22.26		\$22.26(AA)	16.9%MBE 83.1%WBE					\$22.26	
Pro-Tech (SS)	TACTICAL, TECHNICAL EQUIP	\$2,164,407.37	\$1,991,254.79			\$86,576.29	\$86,576.29	\$86,576.29(A)	4%MBE 4%WBE	\$86,576.29					
Psychemedics Corporation (SS)	RIAH DRUG TEST SCREENING	\$56,168.00	\$44,148.05			\$9,492.39	\$2,527.56	\$9,492.39(H)	16.9%MBE 4.5%WBE			\$9,492.39			
Q.C. Enterprises	MATERIAL HANDLING EQUIP	\$24,103.49			\$20,030.01	\$4,073.48		\$4,073.48(A)	16.9%MBE 83.1%WBE	\$4,073.48					
Quest Diagnostics (SS)	DRUG TESTING SERVICES	\$106,381.66	\$83,615.99			\$17,978.50	\$4,787.17	\$17,978.5(A)	16.9%MBE 4.5%WBE	\$17,978.50	\$4,787.17				
Ray O'herron Company Of Oakbrook Terrace, Inc.	AMMUNITION	\$37,970.00			\$31,553.07	\$6,416.93		\$6,416.93(AA)	16.9%MBE 83.1%WBE					\$6,416.93	
Ray O'herron Company Of Oakbrook Terrace, Inc.	TACTICAL, TECHNICAL EQUIP	\$277,822.25			\$230,870.29	\$46,951.96		\$46,951.96(AA)	16.9%MBE 83.1%WBE					\$46,951.96	
Ray O'herron Company Of Oakbrook Terrace, Inc.	TASER AND ACCESSORIES	\$855,947.57			\$711,292.44	\$144,655.13		\$144,655.13(AA)	16.9%MBE 83.1%WBE					\$144,655.13	
Root Bros MFG & Supply Co	SAFETY AND TECHNICAL EQUIP	\$83,827.49	\$65,888.42			\$14,166.84	\$3,772.23	\$14,166.84(H)(AA)	16.9%MBE 4.5%WBE			\$2,850.13		\$11,316.71	
Root Bros MFG & Supply Co	SMALL TOOLS	\$69,633.54	\$54,731.98			\$11,768.06	\$3,133.50	\$11,768.06(H)(AA)	16.9%MBE 4.5%WBE			\$3,314.55		\$8,453.51	
Root Bros MFG & Supply Co	TRAFFIC SAFETY CONES	\$1,075.00	\$844.96			\$181.67	\$48.37	\$181.67(AA)	16.9%MBE 4.5%WBE					\$181.67	
SCR Medical Transportation, Inc.	WHEELCHAIR BOUND ARRESTEES	\$4,485.00		\$4,485.00				\$4,485.00(AA)	100%MBE					\$4,485.00	
Silk Screen Express Inc.	PROMOTIONAL ITEMS	\$271,643.43			\$271,643.43				100%WBE						
Streicher's Police Equipment	TACTICAL, TECHNICAL AND RESCUE PROTECTIVE GEAR	\$76,536.24	\$70,413.36			\$3,061.44	\$3,061.44	\$3,061.44(A)	4%MBE 4%WBE	\$3,061.44					
Sunrise Transportation	BUS SERVICES	\$3,978.00	\$2,784.60			\$994.50	\$198.90	\$994.50(H)	25%MBE 5%WBE			\$994.50	\$198.90		
System Solutions, Inc	COMPUTER RELATED EQUIP	\$39,365.00		\$37,396.75			\$1,968.25	\$37,396.75(A)	95%MBE 5%WBE	\$37,396.75					
System Solutions, Inc	COMPUTER SUPPLIES AND RELATED EQUIP	\$1,897,569.22		\$1,802,690.76			\$94,878.46	\$1,802,690.76(A)	95%MBE 5%WBE	\$1,802,690.76					
T&N Chicago, Inc	HOUSEHOLD APPLIANCES	\$10,798.00		\$10,798.00				\$10,798.00(AA)	100%MBE					\$10,798.00	
Trademark Products	STAMPS, DATERS, NUMBER MACHINES AND SERVICE	\$2,340.69	\$1,839.90			\$395.46	\$105.33	\$395.46(AA)	16.9%MBE 4.5%WBE					\$395.46	
Unisource	VARIOUS TYPE PRINTING PAPER	\$6,207.00	\$4,878.71			\$1,048.98	\$279.31	\$1,048.98(AA)	16.9%MBE 4.5%WBE					\$1,048.98	
Unisys Corp.	MANAGEMENT CONSULTING AGREEMENT	\$35,081.00	\$31,923.72			\$1,543.56	\$1,613.72	\$1,543.56(A)	4.4%MBE 4.89%WBE	\$1,543.56					
Verizon Wireless	COMMUNICATIONS AGREEMENT	\$3,960.46	\$2,772.33			\$990.11	\$198.02	\$990.11(AA)	25%MBE 5%WBE					\$990.11	
Vh Blackington & Co Inc	STARS, SHIELDS AND BADGES	\$18,349.35	\$17,523.63				\$825.72		4.5%WBE						



**MBE/WBE PARTICIPATION  
OCTOBER 1, 2012 - AUGUST 31, 2013**

VENDOR	TYPE	TOTAL AMOUNT EXPENDED	AMOUNT PRIME (NOT CERTIFIED)	AMOUNT PRIME (CERTIFIED MBE)	AMOUNT PRIME (CERTIFIED WBE)	AMOUNT COMMITTED TO MBE SUBCONTRACTOR	AMOUNT COMMITTED TO WBE SUBCONTRACT	MBE TYPE	VENDOR MBE/WBE PARTICIPATION	Asian MBE	Asian WBE	Hisp/Latino MBE	Hisp/Latino WBE	Afro Am MBE	Afro Am WBE
Wichmann Reporting Service	COURT REPORTING SERVICES	\$47,206.48			\$47,206.48				100%WBE						
World's Printing & Specialties Co., Ltd.	FIREARMS TARGETS	\$20,755.80	\$16,314.06			\$3,507.73	\$934.01	\$3,507.73(AA)	16.0%MBE 4.5%WBE					\$3,507.73	
<b>TOTAL</b>		<b>\$15,781,409.78</b>	<b>\$7,857,988.26</b>	<b>\$4,598,005.50</b>	<b>\$1,347,871.20</b>	<b>\$1,495,650.20</b>	<b>\$482,094.62</b>			<b>\$2,379,325.18</b>	<b>\$36,754.85</b>	<b>\$248,940.56</b>	<b>\$7,221.74</b>	<b>\$3,465,389.96</b>	<b>\$40,988.13</b>
<b>PERCENTAGE</b>															
		<b>CITY MBE GOAL 25%</b>													
<b>PERCENTAGE</b>															
		<b>CITY WBE GOAL 5%</b>													
(AA) AFRICAN AMERICAN															
(A) ASIAN															
(H) HISPANIC															
Purchases with Grant Funds															



Rahm Emanuel  
Mayor

Department of Police • City Of Chicago  
3510 South Michigan Avenue • Chicago, Illinois 60653

Garry F. McCarthy  
Superintendent of Police

---

## MEMORANDUM

**TO:** The Honorable Carrie Austin  
Chairman, Committee on Budget and Government Operations

**FROM:** Garry McCarthy  
Superintendent

**DATE:** November 14, 2013

**RE:** Request for Information

**CC:** Maria Guerra, Mayor's Office of Legislative Counsel and Government Affairs

**Ref ID:** 57—22—Asset Forfeiture

---

During our recent hearing to discuss the 2014 proposed budget, Aldermen Thomas requested additional information regarding how much asset forfeiture is recovered and where it appears in the budget.

Total federal asset forfeiture revenue received year-to-date as of September 24, 2013, is \$4,627,485.80. This amount does not re-enter the City's corporate budget. Per State and Federal regulations asset forfeiture revenue cannot be used to supplant corporate funds.



**Rahm Emanuel**  
Mayor

**Department of Police • City Of Chicago**  
3510 South Michigan Avenue • Chicago, Illinois 60653

**Garry F. McCarthy**  
Superintendent of Police

---

## MEMORANDUM

**TO:** The Honorable Carrie Austin  
Chairman, Committee on Budget and Government Operations

**FROM:** Garry McCarthy  
Superintendent

**DATE:** November 14, 2013

**RE:** Request for Information

**CC:** Maria Guerra, Mayor's Office of Legislative Counsel and Government Affairs

**Ref ID:** 57—23—Police Vehicle Fleet

---

During our recent hearing to discuss the 2014 proposed budget, Aldermen Cardenas requested additional information regarding the police vehicle fleet.

Currently, the department has 3,269 vehicles in its fleet. Questions concerning vehicles down for repair, fuel costs, rate of attrition, and the plan for introducing electric vehicles into the police fleet should be referred to the Department of Fleet and Facilities Management.





**Rahm Emanuel**  
Mayor

**Department of Police • City Of Chicago**  
3510 South Michigan Avenue • Chicago, Illinois 60653

**Garry F. McCarthy**  
Superintendent of Police

---

## MEMORANDUM

**TO:** The Honorable Carrie Austin  
Chairman, Committee on Budget and Government Operations

**FROM:** Garry McCarthy  
Superintendent

**DATE:** November 14, 2013

**RE:** Request for Information

**CC:** Maria Guerra, Mayor's Office of Legislative Counsel and Government Affairs

**Ref ID:** 57—24—Hispanic Lieutenants

---

During our recent hearing to discuss the 2014 proposed budget, Aldermen Cardenas requested additional information concerning the number of Hispanic lieutenants and sergeants in the department.

As of October 8, 2013, there were 20 Hispanic lieutenants and 147 Hispanic sergeants.



**Rahm Emanuel**  
Mayor

**Department of Police • City Of Chicago**  
3510 South Michigan Avenue • Chicago, Illinois 60653

**Garry F. McCarthy**  
Superintendent of Police

---

## MEMORANDUM

**TO:** The Honorable Carrie Austin  
Chairman, Committee on Budget and Government Operations

**FROM:** Garry McCarthy  
Superintendent

**DATE:** November 14, 2013

**RE:** Request for Information

**CC:** Maria Guerra, Mayor's Office of Legislative Counsel and Government Affairs

**Ref ID:** 57—26—Mental Health Arrests

---

During our recent hearing to discuss the 2014 proposed budget, Aldermen Cappleman requested additional information regarding mental health arrests.

The department does not track the number of arrestees with mental or physical challenges. A determination of health issues is made at the Cook County Jail.



Rahm Emanuel  
Mayor

Department of Police • City Of Chicago  
3510 South Michigan Avenue • Chicago, Illinois 60653

Garry F. McCarthy  
Superintendent of Police

## MEMORANDUM

**TO:** The Honorable Carrie Austin  
Chairman, Committee on Budget and Government Operations

**FROM:** Garry McCarthy  
Superintendent

**DATE:** November 14, 2013

**RE:** Request for Information

**CC:** Maria Guerra, Mayor's Office of Legislative Counsel and Government Affairs

**Ref ID:** 57—28—CDBG Funding

---

During our recent hearing to discuss the 2014 proposed budget, Aldermen Cochran requested additional information regarding CDBG funding.

In 2014, CPD will implement a community policing strategy modeled on the CAPS strategy that brings the police, community residents, and other City departments together to identify and solve neighborhood crime problems. Approximately \$2.3 million of CDBG funds will be invested in low-income community areas with police districts such as Austin, Englewood and West Englewood, Roseland, West Pullman, and Fuller Park, among others. These funds will be primarily used to fund Police, Community Organizer, and Youth Services Coordinator positions to develop and implement plans for recruiting and organizing community residents; encouraging youth participation; raising awareness of the problems specific to each community area; and facilitating problem solving between CPD staff, city departments, and community service providers.

The following positions will be moved from the corporate budget to CDBG funding.

- 6 Police Officers
- 10 Community Organizers-CAPS
- 2 Youth Services Coordinators
- 2 Information Service Coordinators



**Rahm Emanuel**  
Mayor

**Department of Police • City Of Chicago**  
3510 South Michigan Avenue • Chicago, Illinois 60653

**Garry F. McCarthy**  
Superintendent of Police

---

## MEMORANDUM

**TO:** The Honorable Carrie Austin  
Chairman, Committee on Budget and Government Operations

**FROM:** Garry McCarthy  
Superintendent

**DATE:** November 14, 2013

**RE:** Request for Information

**CC:** Maria Guerra, Mayor's Office of Legislative Counsel and Government Affairs

**Ref ID:** 57—29—Ballistics Lab

---

During our recent hearing to discuss the 2014 proposed budget, Aldermen Cochran requested additional information regarding funding for the department's Ballistics Lab.

Personnel for the lab will be funded in the City's corporate budget. Future upgrades of equipment for the lab will be funded by future grants or the City's capital equipment notes.



Rahm Emanuel  
Mayor

Department of Police • City Of Chicago  
3510 South Michigan Avenue • Chicago, Illinois 60653

Garry F. McCarthy  
Superintendent of Police

---

## MEMORANDUM

**TO:** The Honorable Carrie Austin  
Chairman, Committee on Budget and Government Operations

**FROM:** Garry McCarthy  
Superintendent

**DATE:** November 14, 2013

**RE:** Request for Information

**CC:** Maria Guerra, Mayor's Office of Legislative Counsel and Government Affairs

**Ref ID:** 57—30—Labor Relations Specialist

---

During our recent hearing to discuss the 2014 proposed budget, Aldermen Cochran requested additional information regarding the increase in the department's Office of Management and Labor Affairs.

The actual increase is two Senior Labor Relations Specialists. These positions replace two sergeant positions in furtherance of the department's civilianization efforts. The additional civilians will help the unit respond to an increasingly overwhelming number of grievances filed annually. In 2012, MLAS received and processed well over 8,000 grievances. To date in 2013, well over 6,500 grievances have been filed.



Rahm Emanuel  
Mayor

Department of Police • City Of Chicago  
3510 South Michigan Avenue • Chicago, Illinois 60653

Garry F. McCarthy  
Superintendent of Police

---

## MEMORANDUM

**TO:** The Honorable Carrie Austin  
Chairman, Committee on Budget and Government Operations

**FROM:** Garry McCarthy  
Superintendent

**DATE:** November 14, 2013

**RE:** Request for Information

**CC:** Maria Guerra, Mayor's Office of Legislative Counsel and Government Affairs

**Ref ID:** 57—31—State Asset Forfeiture

---

During our recent hearing to discuss the 2014 proposed budget, Aldermen Cochran requested additional information regarding the department's spending of 1505 State Asset Forfeiture funds.

State statute dictates that the forfeiture is not intended to be an alternative means of funding the administration of criminal justice. The use of 1505 funds is restricted to the purchase of items which there is a realistic, demonstrable connection between the items and narcotic enforcement activity. The Illinois State Police Asset Forfeiture Unit guidelines require that 1505 funds are utilized to supplement the current budget, not supplant budgetary needs.

Payment of salaries and benefits of current, permanent law enforcement personnel is generally not a permissible use of State Asset Forfeiture funds.



Rahm Emanuel  
Mayor

Department of Police • City Of Chicago  
3510 South Michigan Avenue • Chicago, Illinois 60653

Garry F. McCarthy  
Superintendent of Police

## MEMORANDUM

**TO:** The Honorable Carrie Austin  
Chairman, Committee on Budget and Government Operations

**FROM:** Garry McCarthy  
Superintendent

**DATE:** November 14, 2013

**RE:** Request for Information

**CC:** Maria Guerra, Mayor's Office of Legislative Counsel and Government Affairs

**Ref ID:** 57—32—Use of Certain Grant Funds

---

During our recent hearing to discuss the 2014 proposed budget, Aldermen Thomas requested additional information describing how several grants are being used.

### IDOT Safe Routes to School

This is a joint CPD/CPS/CDOT project to make it safer for students to walk or ride bicycles to and from school. The grant focuses on approximately twenty elementary schools around CPS-designated "Culture of Calm" high schools. The funding expands CPD's Walking School Bus (\$37,880) and parent patrol (\$61,320) programs by paying for radios, hats, high visibility coats, whistles, and training materials for volunteers.

### FY08 Secure Our Schools

This is a program to improve safety and security at schools with high levels of violent incidents committed by and against students. Services will target ten high schools and 30 elementary feeder schools, and will include de-escalation training, GSST training, and the purchase of x-ray scanning devices and digital bus tracker systems.

### Public Safety Private Support

This line in the 925 table is for any grants the department might receive from private individuals or entities. These private grants include those provided by Target department store, Harvard University, and the Asian Health Coalition. Each grant has specific spending criteria and areas of focus. Examples of allowable spending categories include police overtime, bicycles, equipment, supplies, dogs, and technical consulting for enhancements to the department's CLEAR system.



Rahm Emanuel  
Mayor

Department of Police • City Of Chicago  
3510 South Michigan Avenue • Chicago, Illinois 60653

Garry F. McCarthy  
Superintendent of Police

---

## MEMORANDUM

**TO:** The Honorable Carrie Austin  
Chairman, Committee on Budget and Government Operations

**FROM:** Garry McCarthy  
Superintendent

**DATE:** November 14, 2013

**RE:** Request for Information

**CC:** Maria Guerra, Mayor's Office of Legislative Counsel and Government Affairs

**Ref ID:** 57—35—Officers in Districts 007, 008, and 009

---

During our recent hearing to discuss the 2014 proposed budget, Aldermen Thomas requested additional information describing the officers in her districts who come from outside of her district and write tickets.

In response to crime issues, varying number officers are assigned to assist in Districts 007, 008 and 009. The commanders in these districts are aware of the alderman's concerns and steps are being taken to ensure that the outside units are properly citing parking violations. The steps taken include roll call training on parking enforcement and zone permit awareness.





Rahm Emanuel  
Mayor

Department of Police • City Of Chicago  
3510 South Michigan Avenue • Chicago, Illinois 60653

Garry F. McCarthy  
Superintendent of Police

## MEMORANDUM

**TO:** The Honorable Carrie Austin  
Chairman, Committee on Budget and Government Operations

**FROM:** Garry McCarthy  
Superintendent

**DATE:** November 14, 2013

**RE:** Request for Information

**CC:** Maria Guerra, Mayor's Office of Legislative Counsel and Government Affairs

**Ref ID:** 57—40—Cochran Response

---

After our budget hearing, Alderman Cochran requested additional information from our Department. Below are our answers to those questions..

1. *Please explain in complete detail the scope of the following grants, the expenditures of funds from these lines and reasons for carryover for years 2011, 2012, 2013 and 2014:*
  - a. 2983:OP69 COPS Hiring Program
  - b. 2985:OP68 Edward Byrne Memorial Justice Assistance Grant
  - c. 2996:OJ14 Edward Byrne Memorial Justice Assistance Grant (JAG)
  - d. Please Explain fund 2921:OP04 Transit Security
  - e. Please Explain fund 2980:OP46 Transit Security
  - f. Please Explain fund 2976:OP46 Transit Security Grant Program

**CPD to provide**

2. *Please provide equipment expenditures from grant funding for 2012 and 2013.*

**CPD to provide**

3. *Please provide the current balance of the 1505 Account.*

**CPD to provide**

4. *Please justify need for 4 additional staff in Management and Labor Affairs.*

2 Labor Relations Specialists were added as part of the civilianization initiative, allowing police officers to return to patrol.

5. *Please justify need for 2 additional staff member in the General Counsel's office.*

2 Attorneys were moved from Education and Training Division

6. *Please explain the loss of personnel in the Detective Division.*

- 1 Timekeeper added to Arson Division as part of civilianization initiative
- 10 Evidence Tech positions converted to 9161 Police Officer positions and moved from Forensic Services to District Law
- 4 Evidence Tech positions eliminated from Forensic Services

7. *Please Identify Equipment for 2014 which appears in the 2014 Corporate Budget Funds (under any fund) which can be obtained through expenditures from Anticipated and Carryover Grants.*

CPD makes every effort to utilize grant funds for equipment purchases when appropriate.

1. *Please provide scope of all grants for 2012, 2013 and anticipated for 2014.*

OBM has provided this information on the City Council's Share Point site under "Department Content – Dept.05-OBM". Please go to the url listed below. <http://chicitycouncil.cityofchicago.local/budgethearings/2014DepartmentContent/Forms/AllItems.aspx>

2. *Please explain grant carry over from 2012 and 2013.*

CPD to provide

---