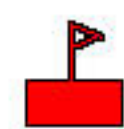

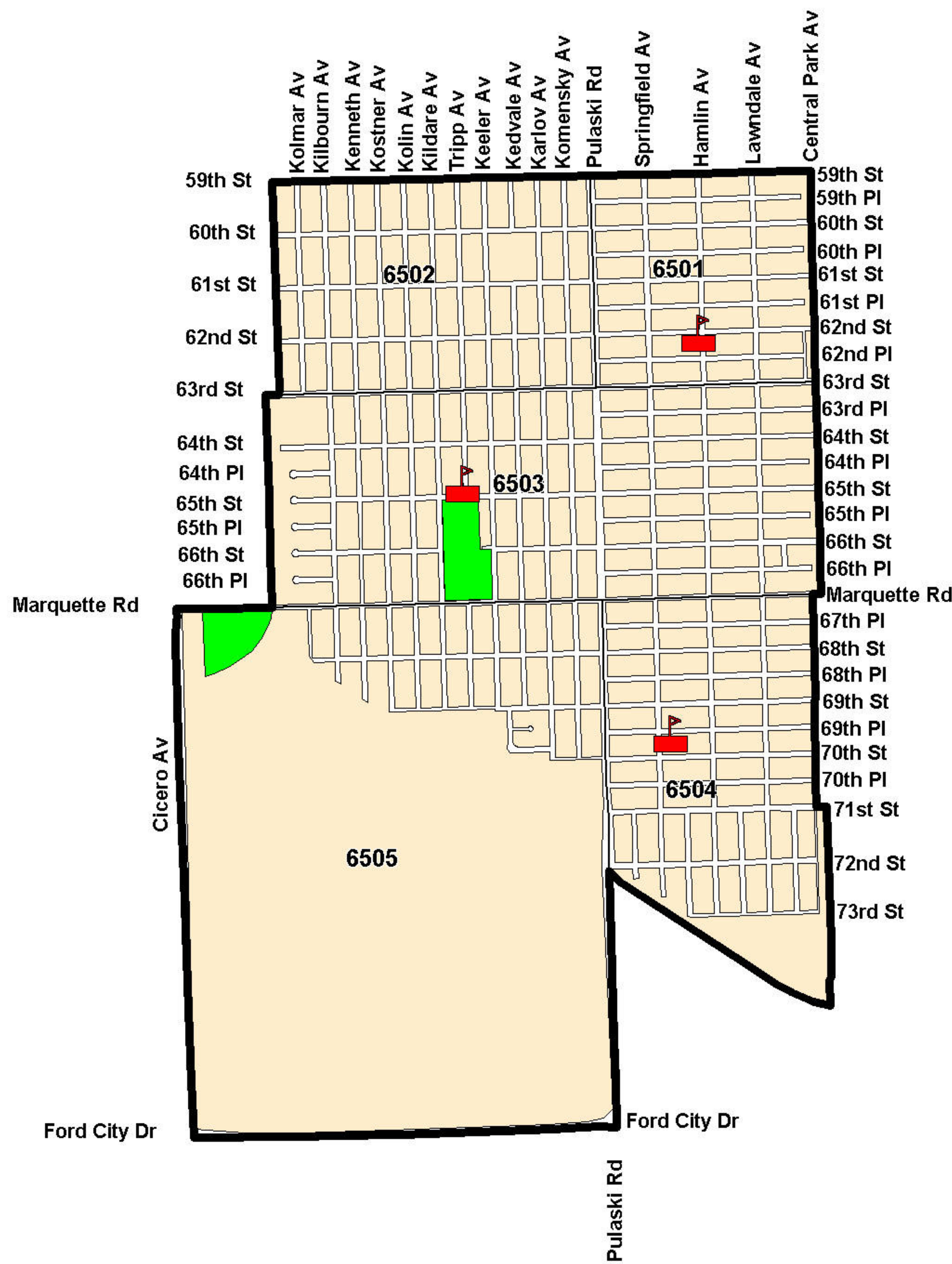


COMMUNITY AREA 65 - WEST LAWN



Public Schools



Public Parks

Work Product
Copyright 2003, City of Chicago

COMMUNITY AREA 65 - WEST LAWN									
	1990	2000	DIFFERENCE			1990	2000	DIFFERENCE	
			Number	Percent				Number	Percent
CITY-WIDE POPULATION	2,783,726	2,896,016	112,290	4%	EDUCATIONAL ATTAINMENT				
COMMUNITY AREA POPULATION	23,402	29,235	5,833	25%	(25 years and over)				
RACE (One Race in 2000)					No high school diploma	5,047	6,110	1,063	21%
White, Not Hispanic	20,617				High school, diploma	6,089	5,472	-617	-10%
African American	61				Some college, no degree	3,029	3,327	298	10%
Hispanic or Latino	2,519				Associate degree	872	781	-91	-10%
Native American, Eskimo or Aleut	44				Bachelor's degree	1,061	1,384	323	30%
Asian or Pacific Islander	191				Graduate or professional degree	432	634	202	47%
Other Race	1,023				COMMUTING TO WORK				
White, Not Hispanic		12,540			Mean travel time to work (minutes)	31	34	3	10%
Black or African American		810			EMPLOYMENT STATUS				
Hispanic or Latino		15,179			Employed civilian population, 16 years and over	10,701	11,680	979	9%
American Indian and Alaska Native		99			Unemployed civilian population, 16 years and over	643	921	278	43%
Asian		286			INCOME				
Native Hawaiian and Other Pacific Islander		10			Median family income*	\$52,806	\$53,143	\$337	1%
Some other race		8,412			Median household income*	\$45,273	\$47,017	\$1,744	4%
Two or more races		1,243			POVERTY STATUS				
HOUSEHOLD BY TYPE					Persons below poverty	1,225	2,148	923	75%
Average household size	2.67	3.27	0.6	22%	Families below poverty	229	360	131	57%
Average family size	3.22	3.81	0.59	18%	Families with female householder, no husband present, below poverty				
HOUSING TENURE					With related children under 18 years	49	123	74	151%
Total housing units	8,952	9,252	300	3%	With related children under 5 years	9	78	69	767%
Owner-occupied housing units	7,185	7,402	217	3%	HOUSING VALUE AND RENT				
Renter-occupied housing units	1,584	1,547	-37	-2%	Median house value (specified owner-occupied)*	\$100,406	\$119,816	\$19,410	19%
Vacant housing units	183	303	120	66%	Median gross rent (specified renter-occupied)*	\$583	\$619	\$36	6%

Source: U.S. Census Bureau, Census 1990 and Census 2000.

*1990 Family/Household Income, Housing Value and Median Gross Rent Adjusted for Inflation.