



# Subcommittee on the Chicago Recovery Plan

April 6, 2022

# Chicago.gov/recoveryplan



Chicago.gov | [Select Language](#) ▼

[HOME](#) [REPORTS](#) [FUNDING OPPORTUNITIES](#) [RESOURCES](#) [JOBS](#)



Join the City of Chicago, Cook County, and State of Illinois for a Readiness Summit on February 4th to learn about applying for ARPA and other recovery funding. Register now for the [2022 Readiness Summit](#).



The Chicago Recovery Plan is the City's plan to amplify once-in-a-generation federal funding to create an equity-based investment strategy to catalyze a sustainable economic recovery from the COVID-19 pandemic. The funding under the Chicago Recovery Plan, which includes funding from the American Rescue Plan Act ("ARP") and over \$600 million in local bond funds, is allocated alongside all other available resources in the City budget to maximize this opportunity over the next 3-5 year funding period. The initiatives and strategic priorities that make up the Chicago Recovery Plan were a result of several stages of community engagement and input during the 2022 budget development process.

This site aims to provide information about the Chicago Recovery Plan to residents, delegate agencies, vendors and many other stakeholders, including opportunities to join us in building a better Chicago.

[Read the plan here.](#)



## Brief Overview of the Chicago Recovery Plan

In response to the negative impacts of the Covid-19 pandemic, Congress appropriated \$350 billion to the State and Local Fiscal Recovery Fund under the American Rescue Plan Act of 2021 ("ARP"). The City of Chicago was allocated \$1.887 billion from the Local Fiscal Recovery Fund ("LFRF") for expenditures incurred March 2021 thru December 2024.

Through an extensive process of community engagement, consultation and analysis, the City developed an integrated plan designed to drive transformational change called the Chicago Recovery Plan. This plan invests along two main themes:

# ★ Chicago Recovery Plan (CRP) Budgets

Program	ARP	BOND	TOTAL
Affordable Housing	-	157.4	157.4
Assistance to Families	126.0	31.0	157.0
City Priorities for Health and Wellness	103.0	5.0	108.0
Violence Prevention	85.0	-	85.0
Environmental Justice Initiatives	9.0	77.8	86.8
Homelessness Support Services	32.0	85.0	117.0
Youth Opportunities	65.0	-	65.0
Arts & Culture	16.0	-	16.0
Community Climate Investments	-	101.3	101.3
Community Development	30.0	136.0	166.0
City Infrastructure & Parks	10.0	50.6	60.6
Small Business and Workforce Support	71.0	16.0	87.0
Tourism and Industry Support	20.0	-	20.0
Essential Government Services	1,319.6		1,319.6
<b>TOTAL</b>	<b>1,887</b>	<b>660</b>	<b>2,547</b>

\*in millions



# Community Development

Program	Description	Dept	ARP	BOND	TOTAL
Vacant lot reduction strategy	Reactivate vacant city-owned land and build community wealth by streamlining environmental reviews and transferring ownership to neighborhood residents for community benefit	DPD	\$5 million	\$82 million	\$87 million
Community development grant ( <i>Vacant buildings rehabilitation program</i> )	Rehabilitate vacant commercial and mixed-use buildings in neighborhood corridors for use by residents and business owners, emphasizing areas identified as key violence reduction areas	DPD		\$54 million	\$54 million
Community wealth building pilot	Create a new economic development program to promote local, democratic, and shared ownership and control of community assets; pilot investments in shared-equity models (e.g., worker cooperatives, housing cooperatives, community land trusts), giving historically disinvested communities more accessible and sustainable pathways to building wealth	DPD	\$15 million		\$15 million
Equitable Transit-Oriented Development (ETOD) program	Advance local housing, public health, climate resiliency and economic recovery goals by supporting community-driven development near transit to foster healthy, walkable, affordable, and accessible communities	DPD	\$10 million		\$10 million



# Youth Opportunities

<b>Program</b>	<b>Description</b>	<b>Dept</b>	<b>ARP</b>	<b>BOND</b>	<b>TOTAL</b>
Youth programs	Create and expand a comprehensive portfolio of programs to connect Chicago youth with early career opportunities, as well as an expansion of the popular My CHI. My Future. program to increase opportunities for out-of-school programming and education	DFSS	\$65 million		\$65 million

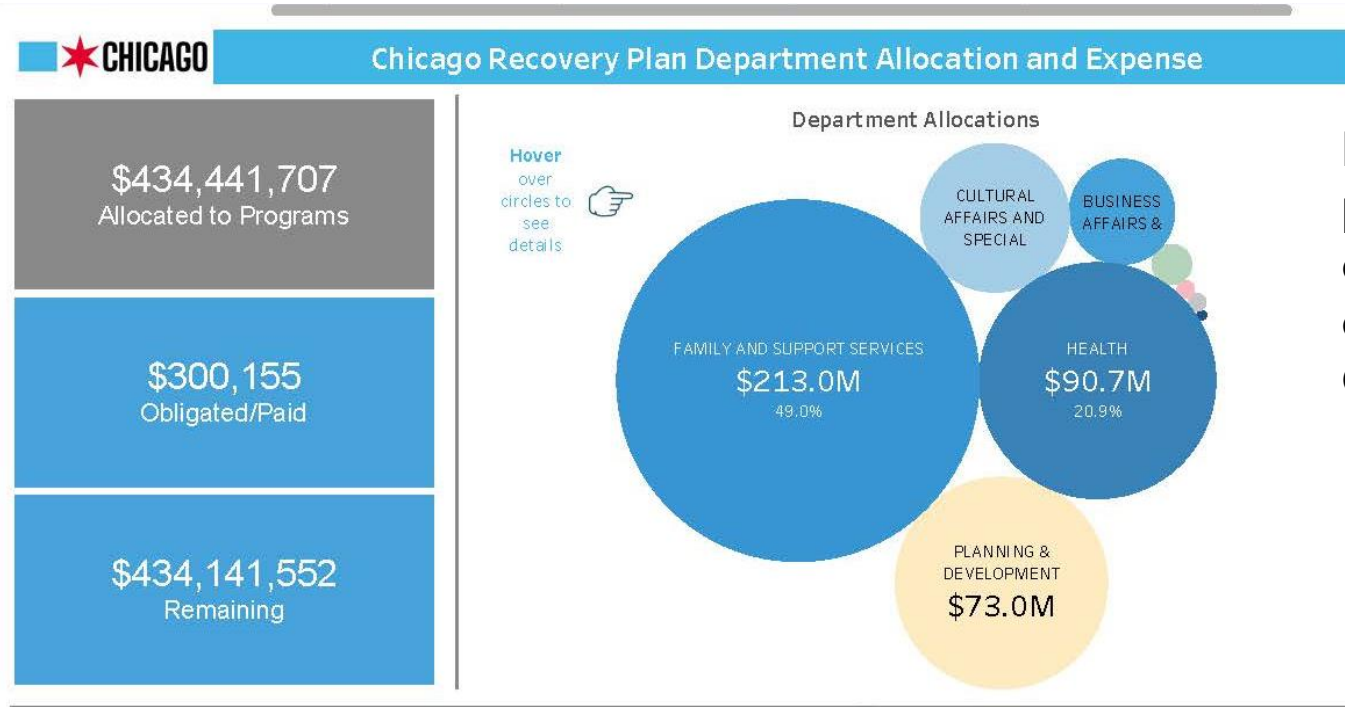


# Violence Prevention

Program	Description	Dept	ARP	BOND	TOTAL
Resources for community safety initiatives and violence reduction interventions	Fund a comprehensive set of programs including operational support and staffing for the CSCC, communications and marketing for violence prevention and reduction, expansion of resources for violence intervention programming and support for community groups	CDPH	\$45 million		\$45 million
Youth intervention programs	Expand interventions for young people with violence involvement- -both victims and perpetrators--that will include case management and services such as mental health, employment support and other wraparound services.	DFSS	\$20 million		\$20 million
Youth justice diversion	Implementation of a new youth deflection and diversion model in Chicago, including facility/space needs and social services.	DFSS	\$10 million		\$10 million
Victim support funding	Services and supports for victims of violent crime and their families, including mental health supports, crisis intervention, support with Crime Victim Compensation, housing, food, and more.	CDPH	\$10 million		\$10 million



# Dashboard and Reporting



Data is for demonstration purposes only. Actual financial data will be presented in dashboard when live, estimated Q2.

	Allocation	Obligated/Paid	Remaining
<b>Grand Total</b>	<b>\$434,441,707</b>	<b>\$300,155</b>	<b>\$434,141,552</b>
ASSETS INFORMATION AND SERVICES	\$484,000	\$214,192	\$269,808
BUSINESS AFFAIRS & CONSUMER PROTECTION	\$18,000,000	\$0	\$18,000,000
CULTURAL AFFAIRS AND SPECIAL EVENTS	\$36,000,000	\$0	\$36,000,000
FAMILY AND SUPPORT SERVICES	\$213,000,000	\$0	\$213,000,000
HEALTH	\$90,740,578	\$0	\$90,740,578
HOUSING	\$152,685	\$0	\$152,685

Allocated to Programs: **\$434,441,707**

Category: All | Program: All | Department: All

Filter results by department or category. Use the reset button to clear filters.

### Program Areas



Data is for demonstration purposes only.

Project	Department	Funding
Youth Jobs	FAMILY AND SUPPORT SERVICES	\$54M
Cash Assistance Pilot	FAMILY AND SUPPORT SERVICES	\$32M
Commercial Corridors - DPD	PLANNING & DEVELOPMENT	\$31M
Family Connects	HEALTH	\$24M
Tourism and Industry Support	CULTURAL AFFAIRS AND SPECIAL EVENTS	\$20M
Youth Intervention	FAMILY AND SUPPORT SERVICES	\$20M
Rapid Rehousing	FAMILY AND SUPPORT SERVICES	\$20M
City's Community Safety Coordination Center..	HEALTH	\$19M
Small Business Support - BACP	BUSINESS AFFAIRS & CONSUMER PROTECTION	\$18M
Street Outreach	HEALTH	\$16M
Community Wealth Building	PLANNING & DEVELOPMENT	\$15M
My Chi My Future	FAMILY AND SUPPORT SERVICES	\$11M
Resiliency Fund	FAMILY AND SUPPORT SERVICES	\$11M
Street Ambassadors	PLANNING & DEVELOPMENT	\$10M
Gender Based Violence Program 2	FAMILY AND SUPPORT SERVICES	\$10M
Gender Based Violence Program 1	FAMILY AND SUPPORT SERVICES	\$10M
ETOD Program	PLANNING & DEVELOPMENT	\$10M
Artist Relief and Works Fund	CULTURAL AFFAIRS AND SPECIAL EVENTS	\$10M
Block Clubs	HEALTH	\$10M
Public Support Awareness	HEALTH	\$10M
Workforce Development	FAMILY AND SUPPORT SERVICES	\$10M
Re-entry Workforce	FAMILY AND SUPPORT SERVICES	\$10M
Youth Justice Diversion	FAMILY AND SUPPORT SERVICES	\$9M
Environmental Justice	HEALTH	\$9M
Together We Heal Grants	CULTURAL AFFAIRS AND SPECIAL EVENTS	\$6M
Vacant Lots DPD	PLANNING & DEVELOPMENT	\$5M
211 Program	FAMILY AND SUPPORT SERVICES	\$5M
Domestic Worker Cash Assistance	FAMILY AND SUPPORT SERVICES	\$5M



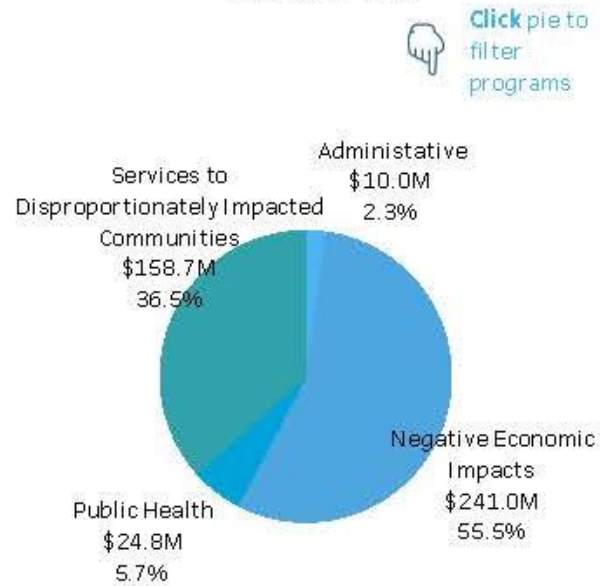


Data is for demonstration purposes only.



## Chicago Recovery Plan Goals

### Categories



### Programs



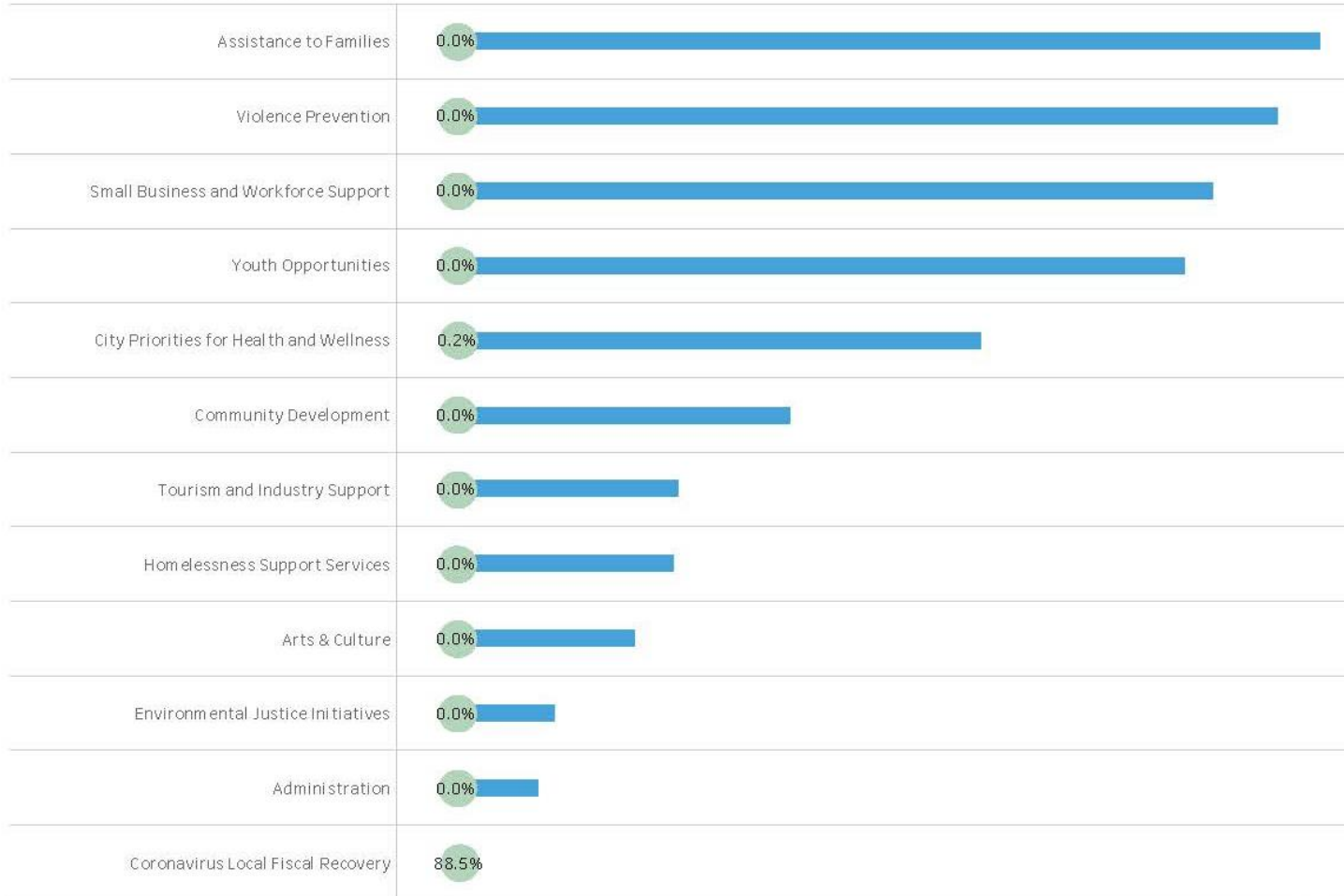
### Projects

Click on a program name to view individual projects

<p><b>\$434,441,707</b> Allocated to Programs</p>	<p><b>\$300,155</b> Obligated/Paid</p>	<p><b>\$434,141,552</b> Remaining</p>
---	--	---

Data is for demonstration purposes only.

**Allocations Obligated/Paid**



# Tentative Subcommittee Schedule

- **April 6, 2022:** Violence Prevention; Community Development; Youth Opportunities
- **June 1, 2022:** Small Business and Workforce Support; Assistance to Families
- **July 6, 2022:** City Infrastructure and Parks; Homeless Support Services
- **September 7, 2022:** Health and Wellness; Tourism and Industry Supports
- **December 7, 2022:** Environmental Justice; Community Climate investments



# Chicago Recovery Plan Community Development Overview

Department of Planning and Development

**Maurice Cox, Commissioner**



# CHICAGO RECOVERY PLAN NEW INVESTMENTS

**\$1.2 billion**

in new investments in our residents and their future

## Equitable Economic Recovery

237 M\*

- \* **Community Development**
- \* Small Business & Workforce Support
- \* Community Climate Investments



- \* Arts & Culture
- \* Tourism & Industry Support
- \* Parks & Infrastructure

## Thriving and Safe Communities

- \* Affordable Housing
- \* Assistance to Families
- \* Environmental Justice
- \* Violence Prevention & Reduction
- \* Homelessness Support Services
- \* Youth Opportunities
- \* Health & Wellness

237 M\* = Total amount of CRP funds allocated to DPD



## Community Development

- Community Development Grants
- Vacant Lot Reduction Resources
- Equitable Transit Oriented Development Grants
- Community Wealth Building Pilot



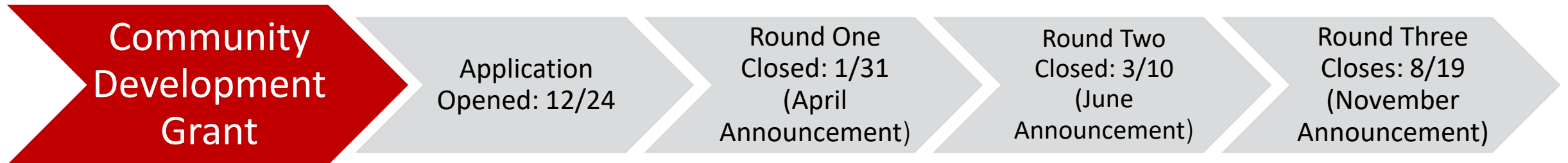
# ★ Community Development Grants (\$54M Bond)

## Program overview:

- Grant funding to support local commercial, mixed-use, and light manufacturing development. All areas of the city are welcome to apply.

## Current status

- Received approx. 500 applications in both Round 1 and Round 2. Round 1 finalist are under review. Announcements will be made in April.



# Vacant Lot Reduction Resources (\$82M Bond/\$5M ARP)

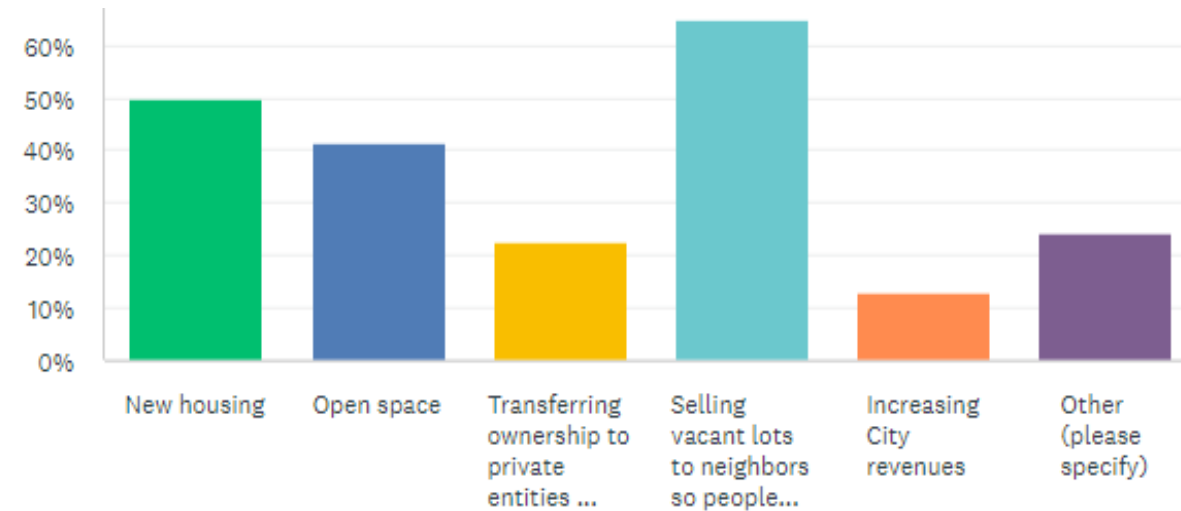
## Program overview:

- Putting City-owned vacant land to productive use over the next 3-5 years. In 2022, this includes:
  - 10,000** lots reviewed for environmental conditions
  - 100+** lots cleaned and greened
  - 2,000** lots marketed for sales to residents

## Current status:

- Analyzing vacant lot survey results (1830 responses)
- Conducting environmental reviews at a rate of 1000 lots per month (3,216 PINS reviewed, 58% cleared for sale)
- Conducting community engagement to design new land sale program

Which of the following opportunities should the City prioritize for vacant City lots in residential areas? Select all that apply.



## Vacant Lot Reduction

Community engagement and program design (Spring-Summer)

New land sale program ordinance introduced at Council (Sept)

Complete historical environmental review process (Oct)

Land sale application opens (Nov)



# Equitable Transit Oriented Development (ETOD)

## ★ Grants & Technical Assistance (\$10M ARP)

### Program Overview:

- Grant funding and technical assistance to support community-driven ETOD projects to foster thriving, healthy communities near transit across Chicago.
- Supporting ETOD advances public health, climate change and economic recovery goals and is aligned with the City's ETOD Policy Plan, adopted in June 2021 by CPC. by supporting community-driven development near transit for healthy, walkable, affordable and accessible communities.

### Current Status:

- Launched inaugural ETOD Pilot Program last year, currently providing technical assistance to community projects
- Finalizing Draft of RFP for Program Administrator (*still iterating*)
  - \$8M – Micro-grant predevelopment support & Large Grants for Catalytic Projects
  - \$2M – Technical Assistance



Equitable  
Transit-Oriented  
Development

Chicago ETOD Policy Plan approved and adopted by CPC (June 2021)

Launched ETOD Pilot Program & Selection of 11 finalists (June-October 2021)

RFP for CRP ETOD program administrator (Spring-Summer 2022)

Applications open for micro-grants & large grants (Fall 2022)

Awards Announced (December 2022)

# ★ Community Wealth Building (\$15M ARP)

## Program Overview:

- Grant funding and technical assistance to support models of “local, democratic, and shared ownership and control of community assets”
- Examples of CWB models include worker cooperatives, limited-equity housing cooperatives, community land trusts, and community investment vehicles into commercial real estate

## Current Status:

- Completed First Draft of RFP & Program Design (*still iterating*)
  - \$8M – Pilot Projects (grants and wrap-around support for 2 or 3 large-scale pilot projects)
  - \$5.5M – Ecosystem Development Program (two-year contracts with 10-15 CWB technical assistance providers to serve as delegate agencies)
  - \$1.5M – Technical Assistance
- Meeting with advisory council and building CWB project pipeline





## CHICAGO RECOVERY PLAN LINKS

### Chicago Recovery Plan Websites

- [City Website with all open funding sources](#)
- [DPD's Community Development Grant Webpage](#)
- [DPD's Public Outdoor Plaza \(POP!\) Program Webpage](#)
- [DPD's Corridor Ambassador Program Webpage](#)

## DPD's Chicago Recovery Plan Implementation Team



**Nina Idemudia, AICP**  
Chicago Recovery Plan  
Director



**Sophia Carey**  
Chicago Recovery Plan  
Senior Program Manager



# DFSS Violence Prevention and Youth Opportunities

Brandie Knazze, Commissioner

# ★ CRP Youth Opportunity Programs Overview

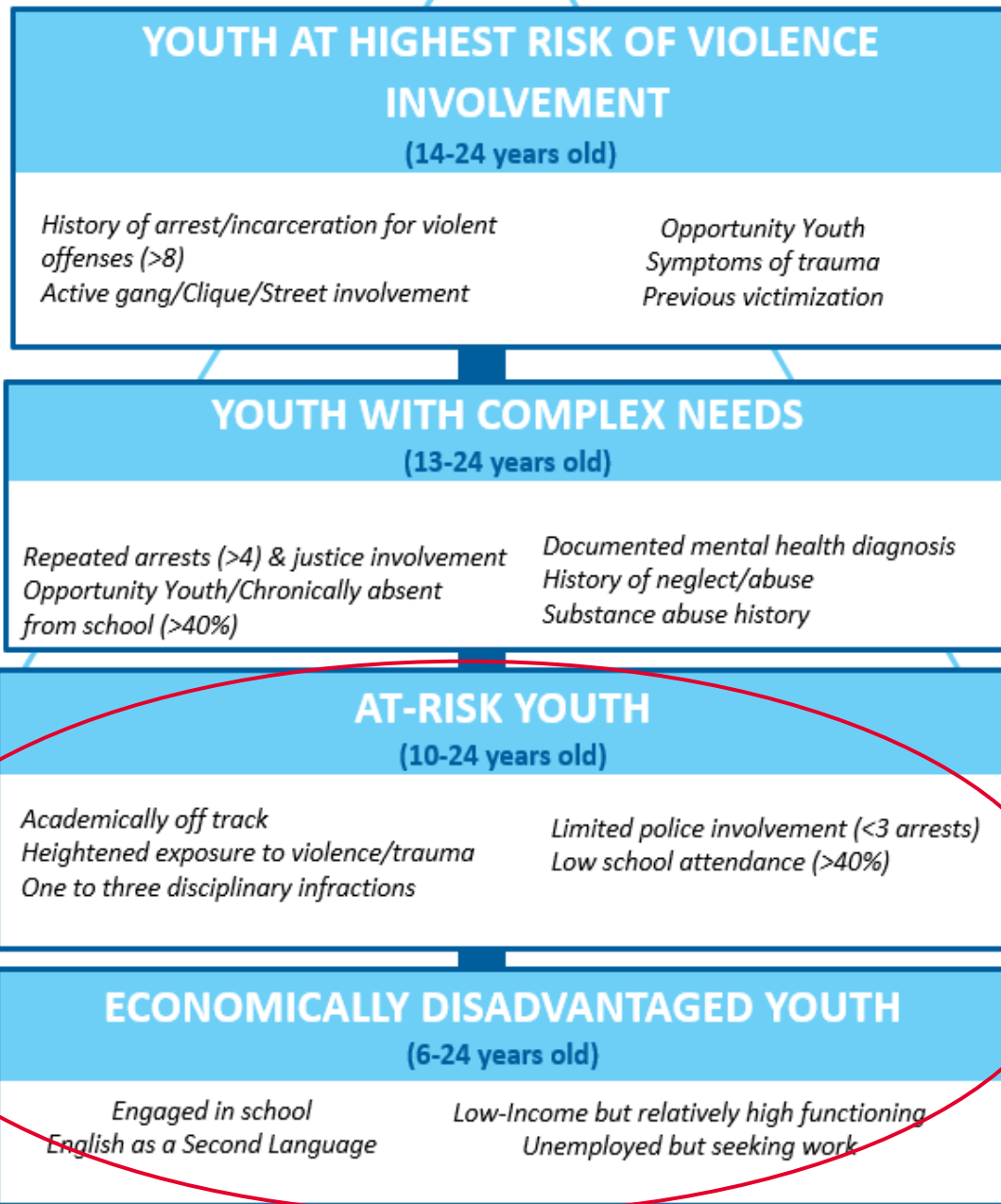
Youth Opportunity  
\$65 MM

Expanded Youth Employment – \$24.2MM

CYSC – \$29.3MM

My Chi My Future Community Expansion  
\$11.2MM

2022  
Youth Division  
Programming  
Pyramid By  
Intervention Level



# DFSS Youth Employment and CYSC

Program Name	Chicagobility	Summer Youth Employment (SYEP)	Chicago Youth Service Corps (CYSC)
<b>Age Group</b>	14-15	16-24	16-24
<b>Employment Approach</b>	Cohort: Project-based learning and skill-building (1:20 ratio)	Cohort and Individual: job placement or training program (1:25 ratio)	Year-round programming focused on local/civic engagement projects (2:20 ratio)
<b>Program Description</b>	<p>Service-oriented projects</p> <ul style="list-style-type: none"> <li>• STEAM programming projects</li> </ul> <p>Workforce Preparation:</p> <ul style="list-style-type: none"> <li>• Provide career exploration by exposing youth to various public/private sector industries</li> <li>• Teaching youth the basic necessary tips to dressing for success, map out transport to work in advance to ensure early or on time arrival; proper workplace etiquette and more</li> </ul>	<p>Program Design:</p> <ul style="list-style-type: none"> <li>• Improve matching youth to employment opportunities based on interest and skill set</li> <li>• Connect youth to educational, employment, and/or youth development programs</li> </ul> <p>Placements include:</p> <ul style="list-style-type: none"> <li>• Worksites (retail stores, day camps, local businesses, corporate placements and more)</li> <li>• STEAM placements</li> </ul>	<p>Projects include:</p> <ul style="list-style-type: none"> <li>• Leadership/personal development activities</li> <li>• Local/civic engagement projects that are focused on service learning such as PPE kit creation/distribution, community gardening, beautification projects, community events</li> </ul>
<b># of Youth Served</b>	Approximately 1,240 youth per summer	Approximately 8,300 youth per summer	Approximately 880 youth per year for 40 weeks
<b>Wages</b>	\$450 stipend, 20 hours, 6 weeks	\$15 minimum wage, 20 hours, 6 weeks	\$15 minimum wage, 460 hours
<b>Funding</b>	<p>Total Annual: \$1,277,696</p> <p>Corporate: \$968,576</p> <p>ARP: \$309,120</p>	<p>Total Annual:\$22,612,723</p> <p>Corporate: \$20,129,591</p> <p>ARP: \$2,483,132</p>	<p>Total Annual:\$11,119,396</p> <p>Corporate:\$1,010,854</p> <p>ARP: \$10,108,541</p>

# 2022 Priority: Target Population and Outcomes



## Target Population (50/50)

- Individuals with disabilities (i.e. physically impaired, visually impaired)
- Individuals who are English as a Second Language learners
- Individuals who are homeless/unstably housed
- Individuals placed in the foster care system
- Individuals attending high schools that are categorized as Level 2, Level 3 or Options High School
- Individuals who are justice involved (i.e. parole, probation)
- Opportunity youth defined as out of school and out of work

## How Youth Can Apply

- Go to [onesummerchicago.org](https://onesummerchicago.org)
- Applications are currently open (close 6/10/2022)
- Citywide programming
- Programming starts 7/5/22 - 8/12/2022 (SYEP and Chicagobility) and will run year-round for CYSC

## Outcomes (from RFP)

- **Chicagobility**
  - 100% of youth complete the financial literacy training via online platform
  - 85% will complete the entire six-week program
  - 90% of youth will have successfully obtained a state ID
  - 90% of youth will create a professional resume
- **CYSC**
  - 75% of youth report a growth in personal and leadership development
  - 100% of youth receive additional information, support, or services, if identified and requested during programming
  - 90% of enrolled participants will complete a capstone project
  - 80% of participants will sign up for direct deposit
- **SYEP**
  - 100% of youth will demonstrate work readiness skills for continued employment
  - 95% of youth will complete the entire six-week program
  - 80% of youth will sign up for direct deposit



# My CHI. My Future. Summer



## Program Name

My CHI. My Future. Summer Plans: Kick Back

### Program Description

A teen employment & engagement strategy in which community-based organizations in 15 priority communities hire 15 youth each to plan events for their peers throughout the summer

### # Youth

Serving 225 Youth earning \$15/hour for 20 hours a week

### Goals

Partner this summer with the Chicago Parks Foundation to roll out the Summer Kickback

### Activities

Each community area will have 1 delegate agency that will receive \$45,000 per community area to recruit, train and employ teens to plan events in community that targets teens (for teens, by teens)  
120 events will be planned across 15 communities

### Communities Served

15 communities: Austin, Back of the Yards, E. Garfield Park, W. Garfield Park, Roseland, South Shore, Auburn Gresham, Chicago Lawn, Englewood, Greater Grand Crossing, Humboldt Park, Little Village, North Lawndale, West Englewood, West Pullman

### Timeline

Kick Back Program will be 10 weeks (mid June – mid August 2022)

# My CHI. My Future. Community Expansion

## Program Name

My CHI. My Future. Community Expansion



### Program Description

An initiative to get every young person in Chicago connected to meaningful out-of-school time activities

### # Youth

- Up to 155,000 youth impacted by MCMF community strategies
- Through Kickback Series, 225 youth paid at \$15/hour for 360 hours throughout the year

### Goals

- Mobilize caring adults that strengthens collaboration and interconnectivity between organizations to get every young person connected to opportunity.
- Strengthen opportunity ecosystem by identifying and making visible youth-centered program, spaces, and services in community, and addressing existing gaps
- Center youth voice and choice
- Connect disconnected youth (and families) to opportunities and services

### Activities

- Convening youth-serving organizations to goal-set and strategize around connecting young people to programming
- Managing a My CHI. My Future. Grants program to disburse seed grants to youth serving organizations in community
- Identify and create opportunities to connect youth in community to programming
- Promote the My CHI. My Future. Website and mobile app to caring adults and youth in community

### Communities Served

Will serve 15 proposed communities: Austin, Back of the Yards, Garfield Park, Roseland, South Shore, Auburn Gresham, Chicago Lawn, Belmont Cragin, Englewood, Greater Grand Crossing, Humboldt Park, Little Village, North Lawndale, West Englewood, West Pullman

### Timeline

RFP to be released May 2022 and programs will begin September 2022

### Getting Youth Connected

To see available opportunities across the city, go to [mychimyfuture.org](https://mychimyfuture.org)



# CDPH Violence Prevention Programming

**Dr. Allison Arwady, CDPH Commissioner**

**Tamara Mahal, Chief Coordination Officer, Community Safety Coordination Center**

# Resources for Community Safety- \$45 M



Implement City-wide whole-of-government violence *prevention* strategy through the new **Community Safety Coordination Center (CSCC)**. Primary initial initiatives:

## Home and Business Protection Program

- Provide private security equipment to residents and business owners via rebate and grants to aid in crime fighting and increase safety

## Strengthen Block Clubs and Improve the Streetscape

- Incentivize new and existing block clubs to strengthen neighbor relationships
- Coordinate City departments to proactively address streetscape-level issues

## Community Area Networks

- Connect direct service providers with violence prevention organizations, justice, and education partners

\$28.9M

\$16.1M

Increase and sustain funding for community-based **violence intervention programming** (e.g. street outreach)


# ★ Community Safety Coordination Center



Ensuring the City's violence reduction strategy is community-based and hyperlocal



Implementing a data-driven, evidence-based approach



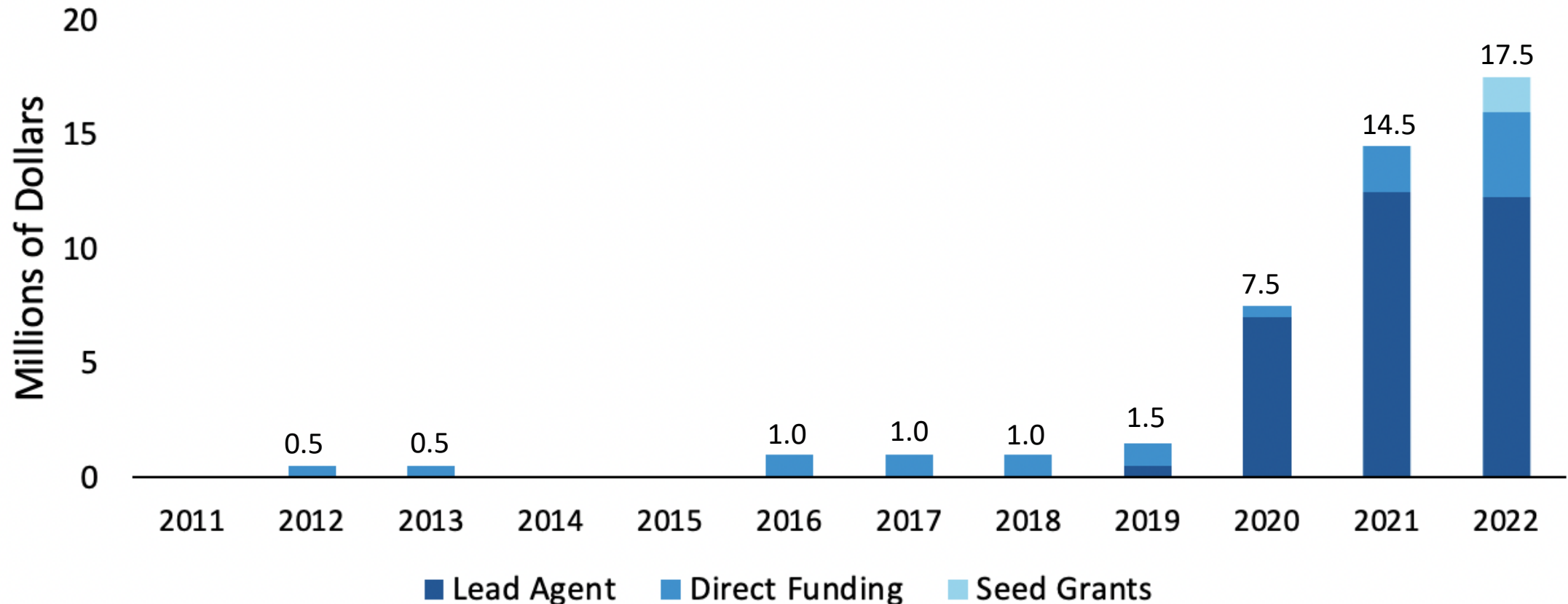
Coordinating government resources in support of community

**What do you mean by “community-based and hyperlocal”?**

providing the staff and resources needed to organize and address needs at the **block-level** and coordinating across sectors at the community-level to **design and implement** violence reduction strategies

# City of Chicago Street Outreach Funding Over the Last Decade: All Funds

*Millions of Dollars*



\*Seed grants are grants up to \$100,000

# Current and Planned City of Chicago Street Outreach Investments



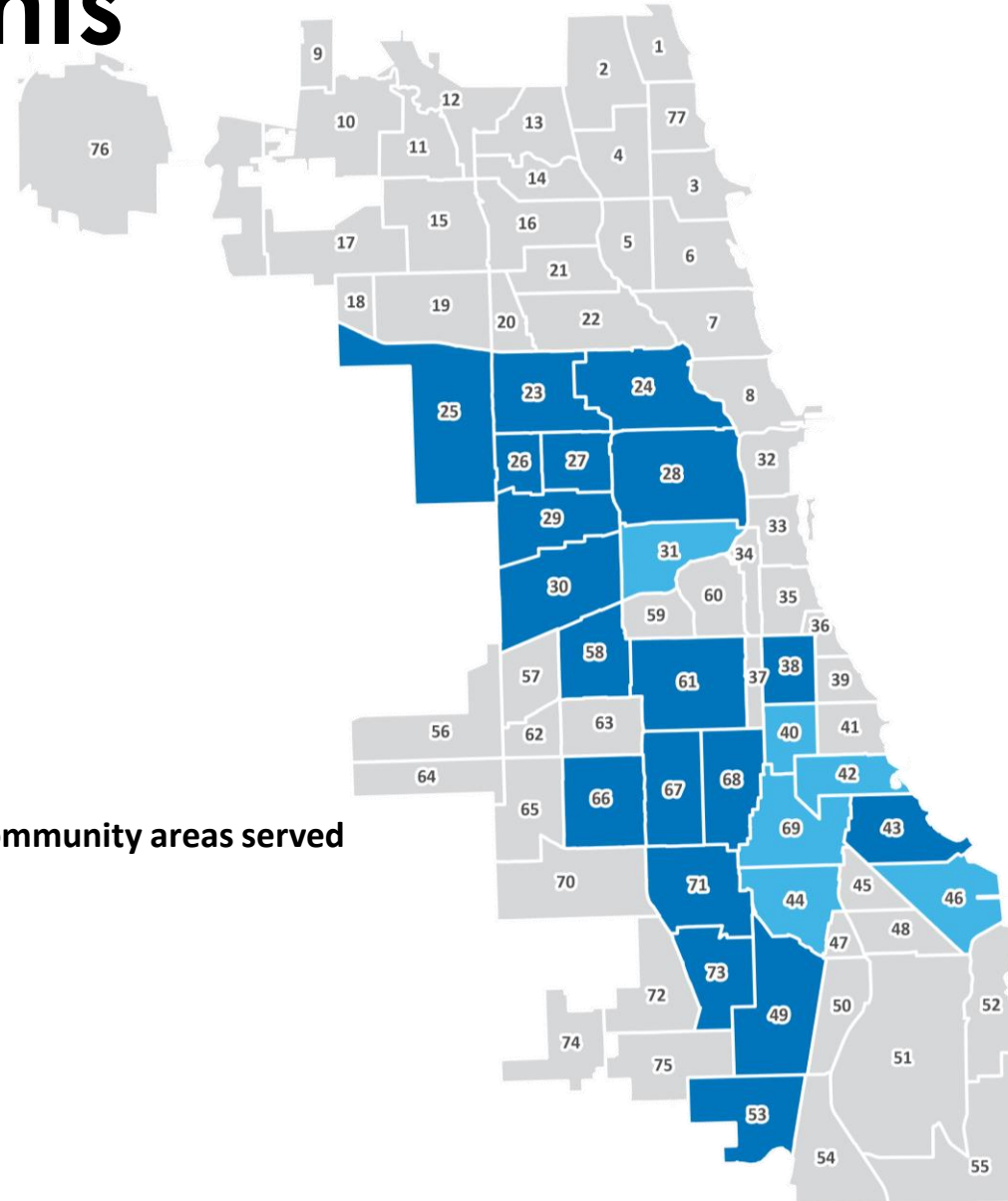
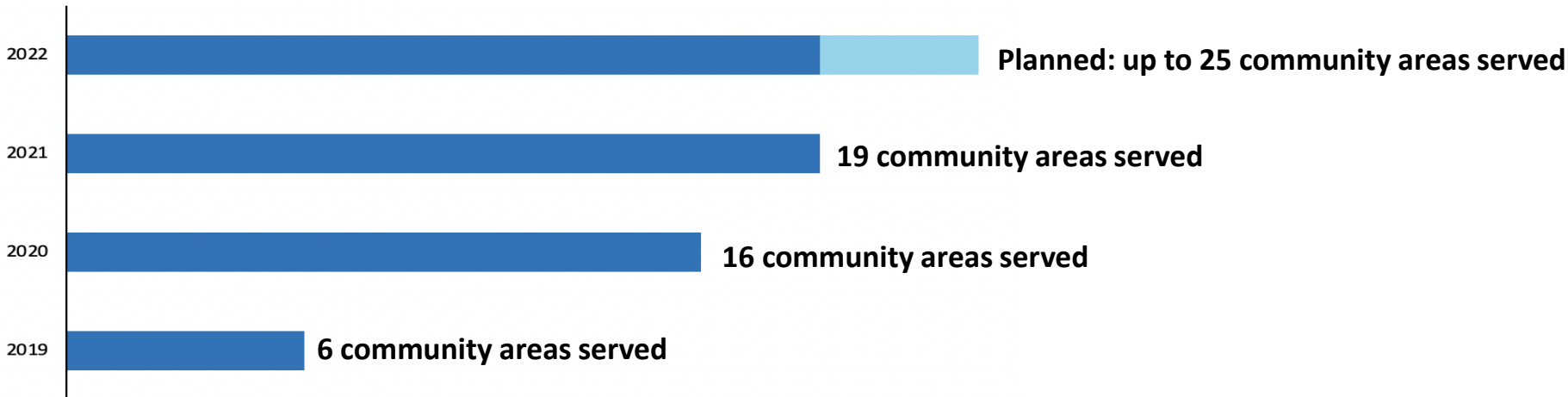
## Community Areas with Current Investments

- Auburn Gresham
- Austin
- Brighton Park
- Chicago Lawn
- East Garfield Park
- Englewood
- Grand Boulevard
- Humboldt Park
- Near West Side
- New City
- North Lawndale
- Roseland
- South Lawndale
- South Shore
- Washington Heights
- West Englewood
- West Garfield Park
- West Pullman
- West Town

## Community Areas Eligible for Upcoming RFP Release


- Chatham
- Greater Grand Crossing
- Lower West Side
- South Chicago
- Washington Park
- Woodlawn

## Street Outreach Investment Has Reached More Communities Every Year





# City of Chicago Currently Funds 14 Street Outreach Organizations in 19 Communities

- **Communities Partnering 4 Peace (9 partner organizations)**
    - Alliance of Local Service Organizations (ALSO), Breakthrough Urban Ministries, Claretian Associates, Institute for Nonviolence Chicago (INVC), New Life Centers, Precious Blood Ministry of Reconciliation, Target Area, Southwest Organizing Project (SWOP), UCAN
  - **New in 2021: Directly Funded Community Partners (5 partner organizations)**
    - Center for New Horizons, Envision, Together Chicago, Youth Advocate, Youth Guidance
  - **Metropolitan Peace Academy:** Provides training and technical assistance to all funded partner organizations
  - **Northwestern Neighborhood and Network Initiative:** Helps partner organizations evaluate their programs and work to achieve the best results
- 





# Victim Services

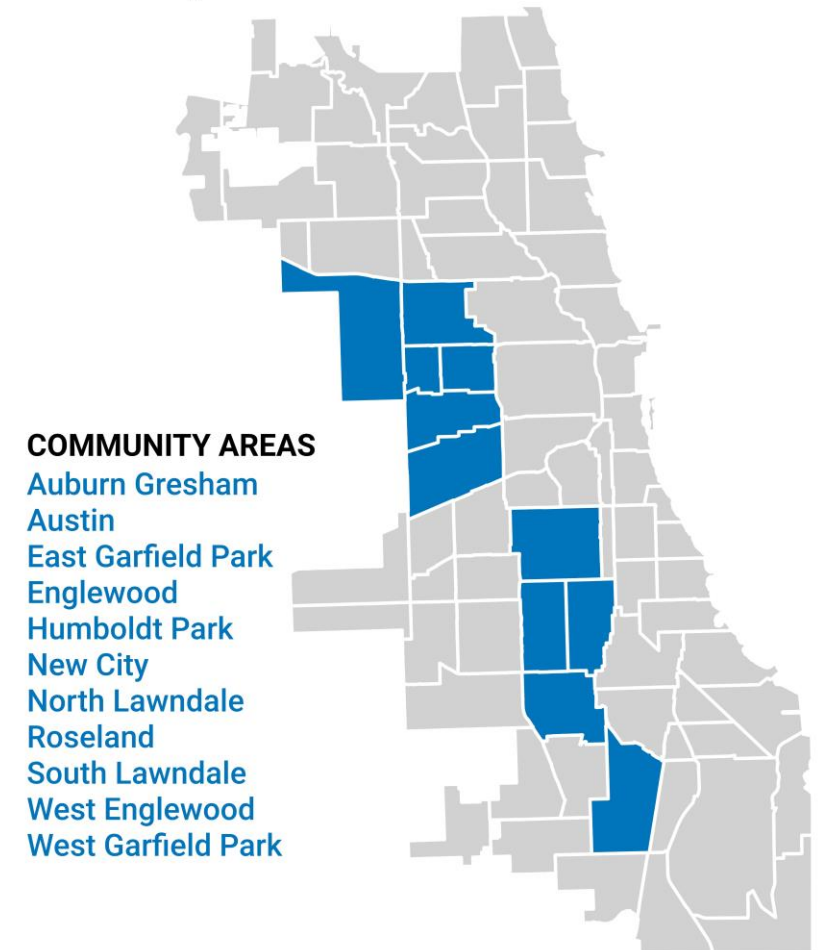
# Victim Services Goals



\$10M

- Ensure victims of violence (both direct and indirect victims) are routinely offered and connected to *support services* after a violent event, in addition to the routine connection to police investigation
- Respond to multiple forms of violence (shootings, homicides, stabbings, domestic violence, etc.)
- Coordinate with street outreach workers and across City and non-City-funded providers
- *Chicago Survivors* - City-wide victim services in response to homicides only

Community Areas with Victim Services Partners

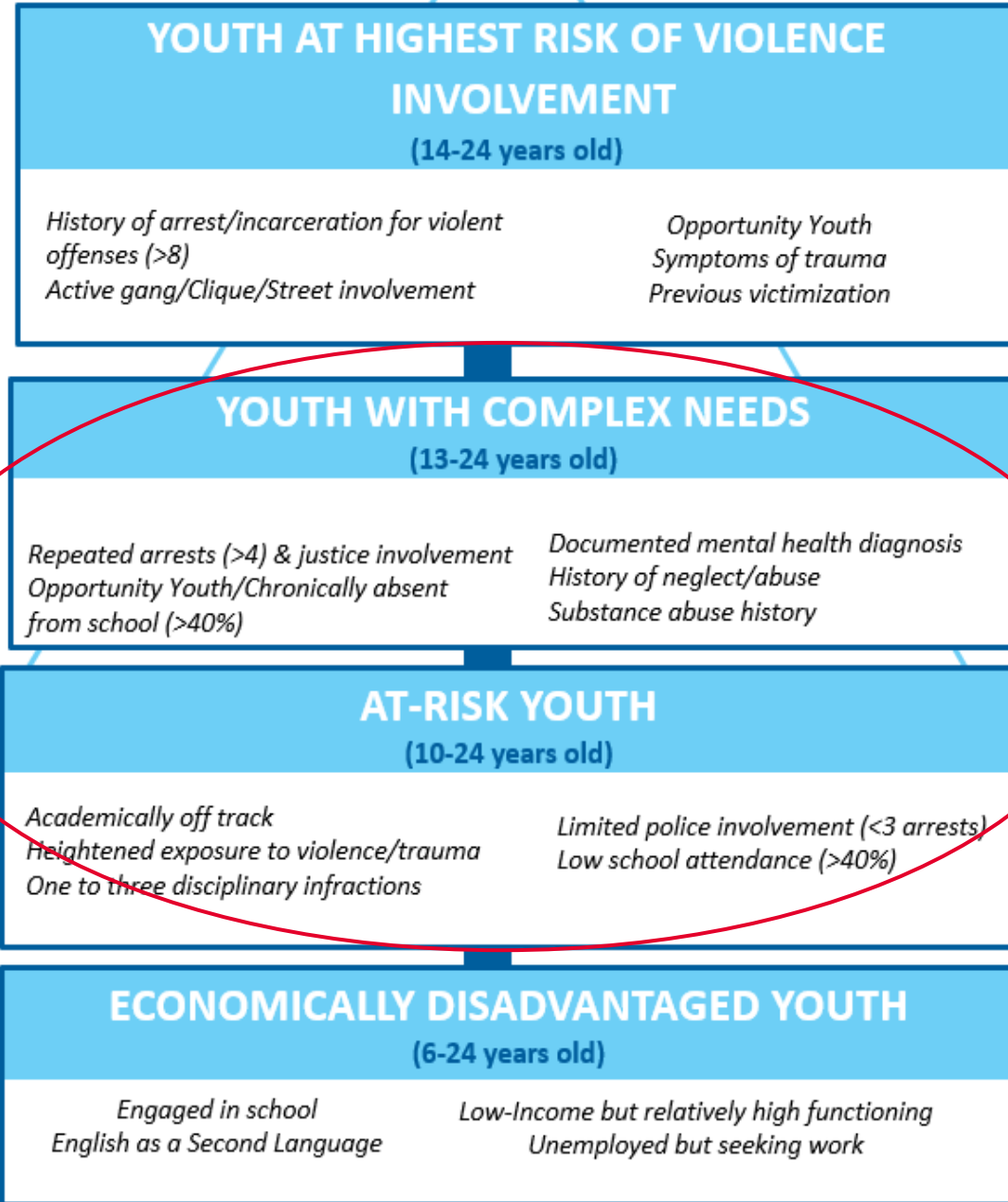




# DFSS Youth Violence Prevention Programming

Brandie Knazze, DFSS Commissioner

2022  
Youth Division  
Programming  
Pyramid By  
Intervention Level



Youth Justice  
Diversion - \$10M

# Youth Justice Diversion Model Overview

Program Name	2022 Youth Diversion Model
<b>Program Description</b>	Short term intervention for low risk level youth that are deflected or diverted. Supports will be offered for up to 90 days. Support will focus on:
<b>2022 Enhancements</b>	<ul style="list-style-type: none"><li>• Restorative justice practices- mediation with youth and family, peace circles, partnering with CPD current Peer Jury models.</li><li>• Increased family engagement</li><li>• Connections to mental health support and other prevention services (mentoring, enrichment, youth employment)</li><li>• Develop and maintain a strong community network with local police districts, community providers and youth</li><li>• TA and capacity building</li><li>• Building out the database</li><li>• Expanding service provision for diverted youth to be citywide</li></ul>
<b>Age Group</b>	10-17 year old youth who are eligible for station adjustment and deflection citywide
<b># of Youth Served</b>	Approximately 1,000 youth per year <b><i>Numbers will be reviewed annually to determine increases</i></b>
<b>Evaluation</b>	Research entity will complete comprehensive evaluation to examine process and long-term violence impacts
<b>RFP Timeline</b>	RFP to be released in Fall 2022

2022  
Youth Division  
Programming  
Pyramid By  
Intervention Level

**YOUTH AT HIGHEST RISK OF VIOLENCE INVOLVEMENT**  
(14-24 years old)

<i>History of arrest/incarceration for violent offenses (&gt;8)</i> <i>Active gang/Clique/Street involvement</i>	<i>Opportunity Youth</i> <i>Symptoms of trauma</i> <i>Previous victimization</i>
---	--

Youth  
Intervention -  
\$20 M

**YOUTH WITH COMPLEX NEEDS**  
(13-24 years old)

<i>Repeated arrests (&gt;4) &amp; justice involvement</i> <i>Opportunity Youth/Chronically absent from school (&gt;40%)</i>	<i>Documented mental health diagnosis</i> <i>History of neglect/abuse</i> <i>Substance abuse history</i>
--	--

**AT-RISK YOUTH**  
(10-24 years old)

<i>Academically off track</i> <i>Heightened exposure to violence/trauma</i> <i>One to three disciplinary infractions</i>	<i>Limited police involvement (&lt;3 arrests)</i> <i>Low school attendance (&gt;40%)</i>
--	---

**ECONOMICALLY DISADVANTAGED YOUTH**  
(6-24 years old)

<i>Engaged in school</i> <i>English as a Second Language</i>	<i>Low-Income but relatively high functioning</i> <i>Unemployed but seeking work</i>
---	---



# Updates to SCaN Program

## 2021 Model

- 659 youth were served in 2021
- SCaN programming started in 6 communities on the South and West sides of Chicago.
- Included 13 agencies
- Model Components:
  - Youth-driven
  - Place-based
  - Focus on data
  - Active contract management

## 2022 Model

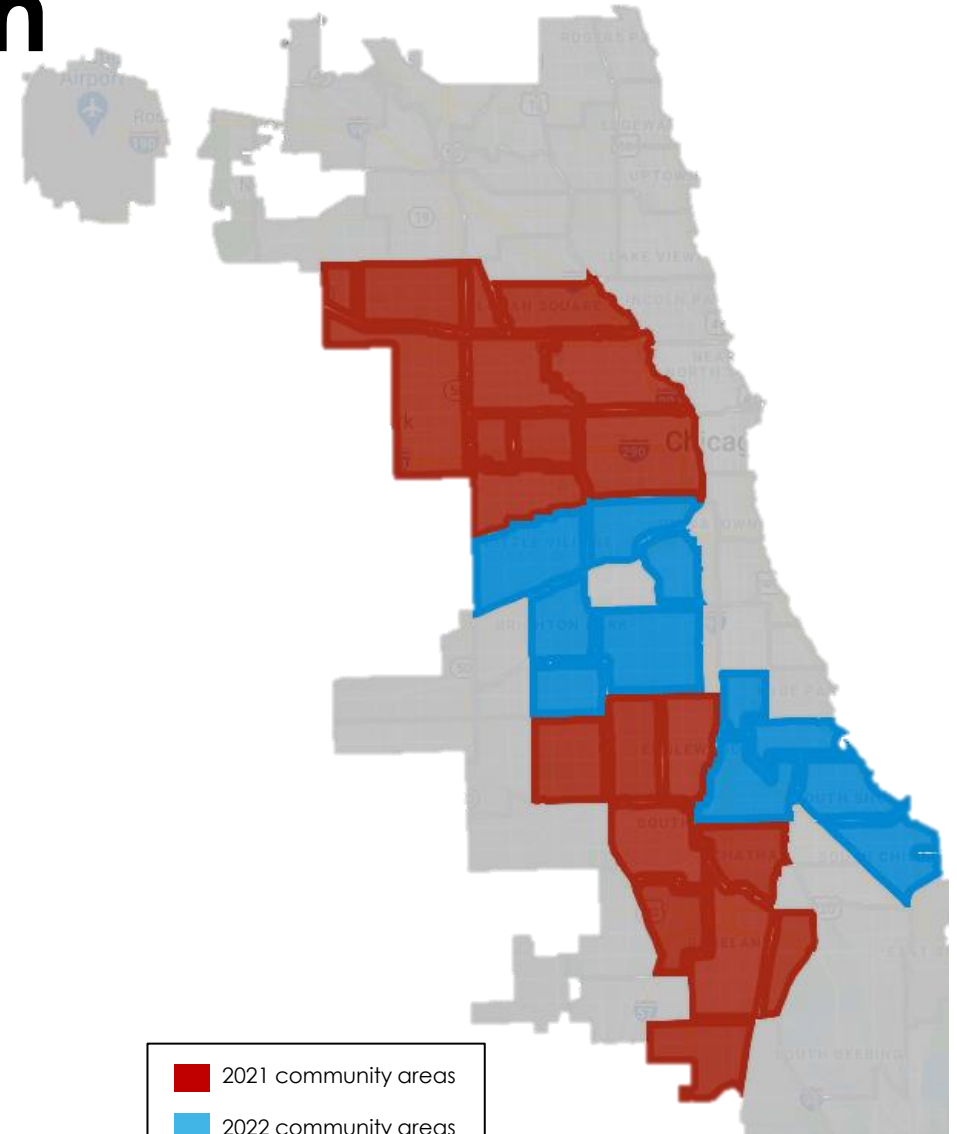
- RFP Details
  - Released on August 17, 2021
  - Greater Grand Crossing, New City, South Lawndale and South Shore
- Expanded from 6 priority community areas to 15 priority community areas for the Mayor's Office of Public Safety
- Serving an additional 192 youth with ARP funds for a total of 816 youth
  - Children's Home and Aid, Lawrence Hall, Precious Blood, YAP, YMCA of Metro Chicago, Universal Family Connection
- Contracts awarded February 2022

# ★ SCaN Target Population

- 14-24 years old
- Currently reside in one of the following 31 communities:

Auburn Gresham	Near West Side
Austin	New City *
Belmont Cragin	North Lawndale
Bridgeport*	Pullman
Brighton Park*	Roseland
Chatham	South Lawndale*
Chicago Lawn	South Chicago*
East Garfield Park	South Shore*
Englewood	Washington Heights
Gage Park*	Washington Park*
Greater Grand Crossing *	West Englewood
Hermosa	West Garfield Park
Humboldt Park	West Pullman
Logan Square	West Town
Lower West Side*	Woodlawn*
Montclare	

\* new community areas added in 2022







# Additional Programs

## **SYEP Year-Long Program**

- Year-long extension of One Summer Chicago
- Exposes youth to various industries, job placement, and financial literacy training throughout the year
- Minimum wage: \$15/hour

## **Delegate Agency Training**

- TA to delegate agencies to increase their capacity for data collection, evaluation, and training
- One on one consulting with Delegate Agencies



# Appendix

# ★ Empowering Residents

\$2.3 M

## Home and Business Protection Rebates

Reimbursement of private security equipment by residents and business owners to aid in crime fighting and increase safety:

- Security cameras
- Security lighting
- Vehicular tracking devices

\$3 M

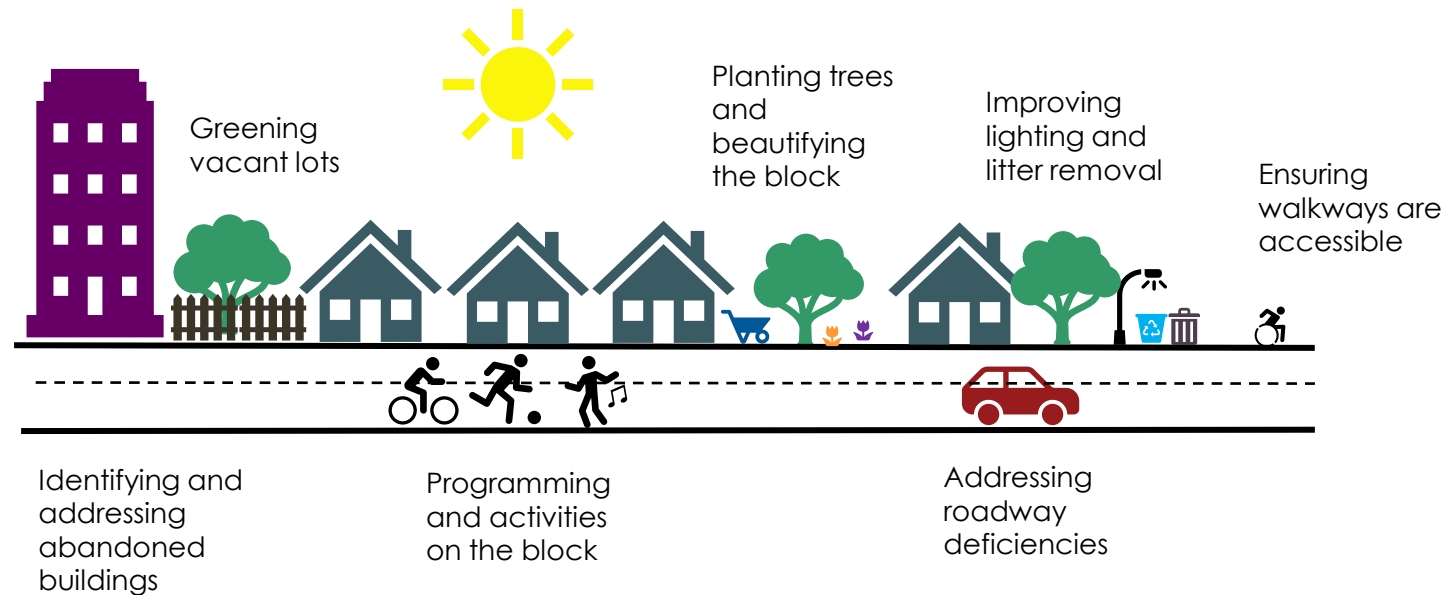
## Block Organizations Expansion Support

Provision of incentives to strengthen block clubs and organizations in 15 communities:

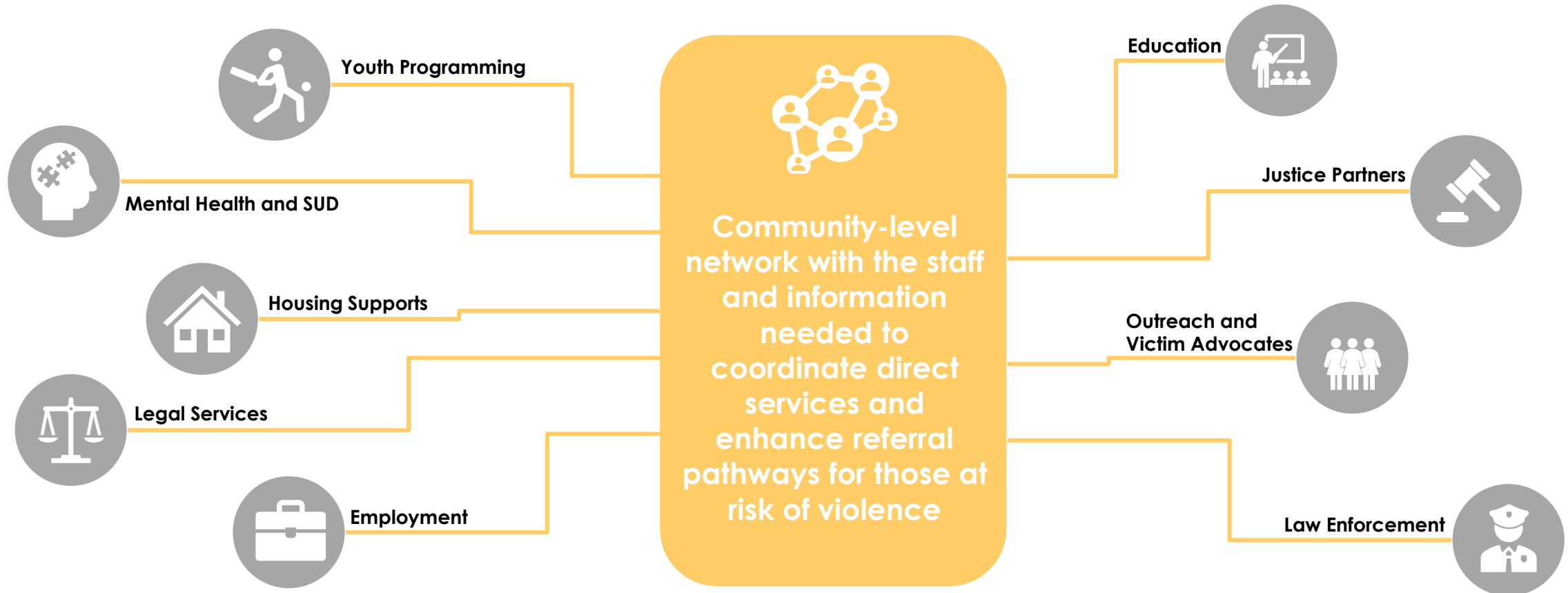
- Security cameras
- Security lighting
- Vegetation and tools for beautification
- Support for relationship building and block events

# ★ Improving the Streetscape

The CSCC is coordinating across City agencies to address community blight by improving the streetscape and creating and protecting safe spaces.



# ★ Community Area Networks



# Street Outreach Lowers Risk of Gun Violence Injury and Arrest

Sept 2021



Northwestern Neighborhood & Network Initiative (N3) analysis of first 8 organizations in CP4P (CP4P now includes 16 organizations in 28 CAs)

- **Reductions in risk of involvement with gun violence in participants 18-24 months after participation:**
  - Fatal and non-fatal gunshot injuries among participants was 20% lower in the 18 months following participation and more than 30% lower in the 24 months following participation
  - Arrests for violent crime among participants were 28% lower in the 18 months following participation and 17% lower in the 24 months after participation
- **Since July 2017, CP4P served 3600 participants across the City**
  - 82% male, 83% Black, average age 25
  - Average participant receives 35 contacts from organizations
- **Outreach workers were consistently seen as one of the few “positive role models” in participants’ lives**



# Victim services delegates provide diverse array of supports

## Immediate Support

- Conduct formal introduction at the bedside of the victim while providing immediate crisis support.
- Instant supportive counseling to family and victim.
- Advise victim of medical insurance or health insurance.
- Funeral planning and arrangements.
- Assist victims with compensation which include burial cost, loss wages and medical, etc.

## Long-term Support

- Ongoing support group for family, youth and survivors.
- Following the 5 stages of grief model, establish coping skills and resilience.
- Provide a safe space for children to discuss their experience of losing loved ones.
- Accompany family throughout the court proceedings.



# Service Coordination & Navigation (SCaN) Model Eligibility Criteria

To be eligible, youth must meet two of the following criteria.  
**One from Criteria 1 AND one from Criteria 2**

## Criteria 1

### Active street engagement

- Actively engaged in violence, gang, or clique

**OR**

### Recent or active justice involvement

- Multiple arrests, charges, or convictions for violent offenses
- Recently released from prison (Illinois Department of Corrections or Illinois Department of Juvenile Justice)
- Recently released from Cook County Jail
- Recently released from Juvenile Temporary Detention Center
- Currently on Cook County juvenile probation
- Currently on mandatory supervised release/parole or Aftercare

## Criteria 2

### Previous involvement in violence

- Recent victim/perpetrator/witness of violence
- Close family/friend was recent victim of violence

**OR**

### Disconnected from school or work

- Not currently enrolled in school or chronically absent more than 50% in the last quarter
- Out of work for at least 6 months

**OR**

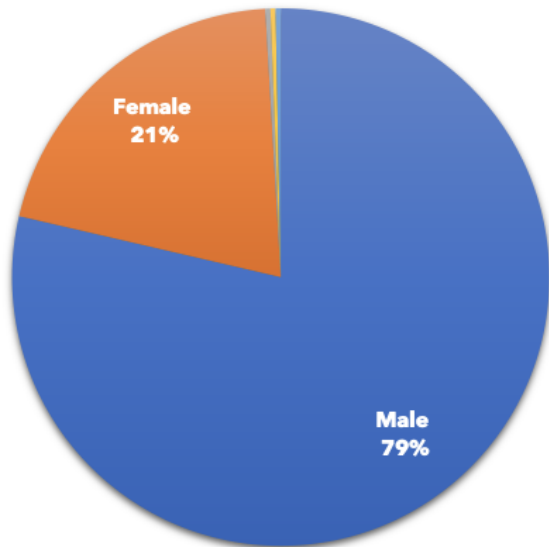
### Violent online behaviors

- e.g., instigating or threatening violence; accepting credit for violence



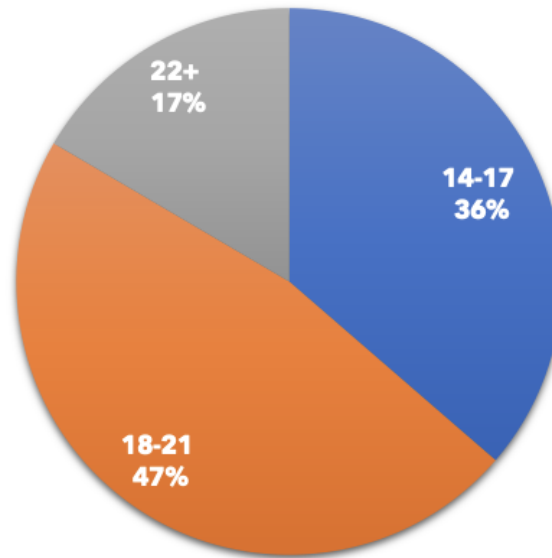
# ★ 659 Youth Served in 2021

Gender



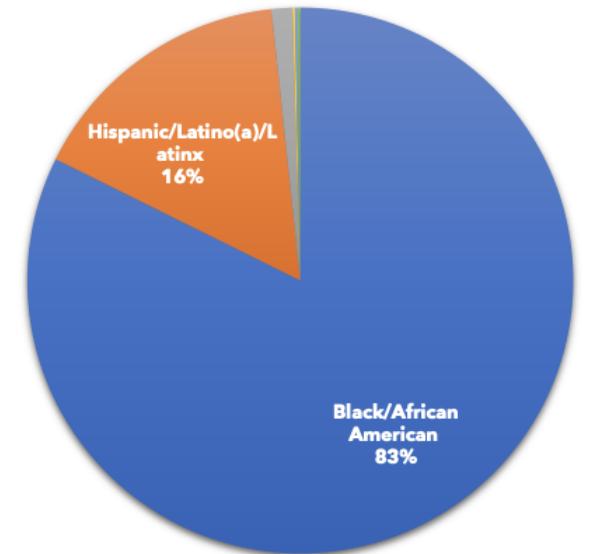
■ Male ■ Female ■ Non-Binary ■ Transgender ■ Unspecified

Age



■ 14-17 ■ 18-21 ■ 22+

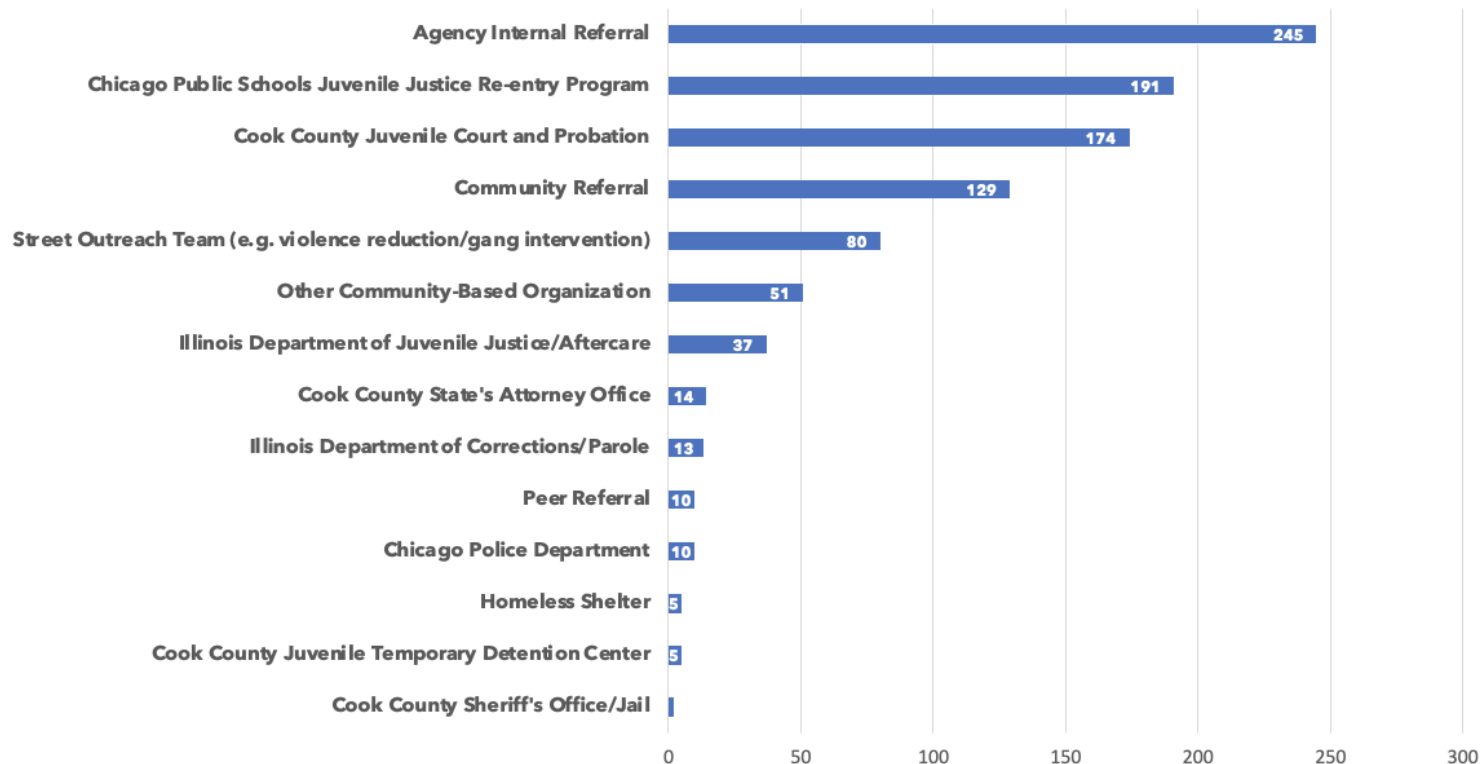
Race/Ethnicity



■ Black/African American ■ Hispanic/Latino(a)/Latinx ■ Multi-Racial  
■ White ■ Other ■ Choose not to identify

# ★ 1,053 referrals made to SCaN delegate agencies

Referral Sources



- In 2022, DFSS intends to increase referrals from the following partners:
  - Cook County Adult Probation
  - Cook County State's Attorney Office
  - Cook County Public Defender's Office