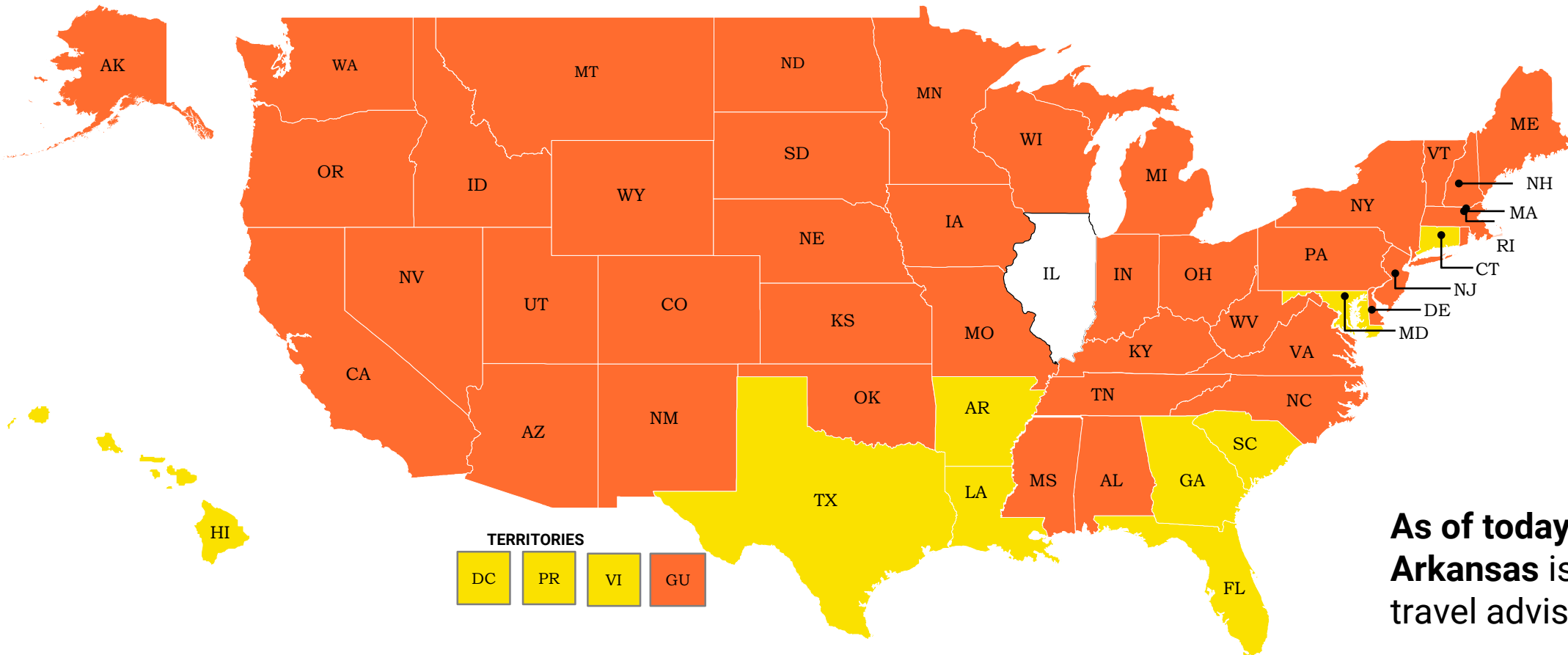


PROTECT
CHICAGO ★

PROTEGE A
CHICAGO ★

★ Chicago's COVID-19 Travel Advisory: 40 States and One Territory



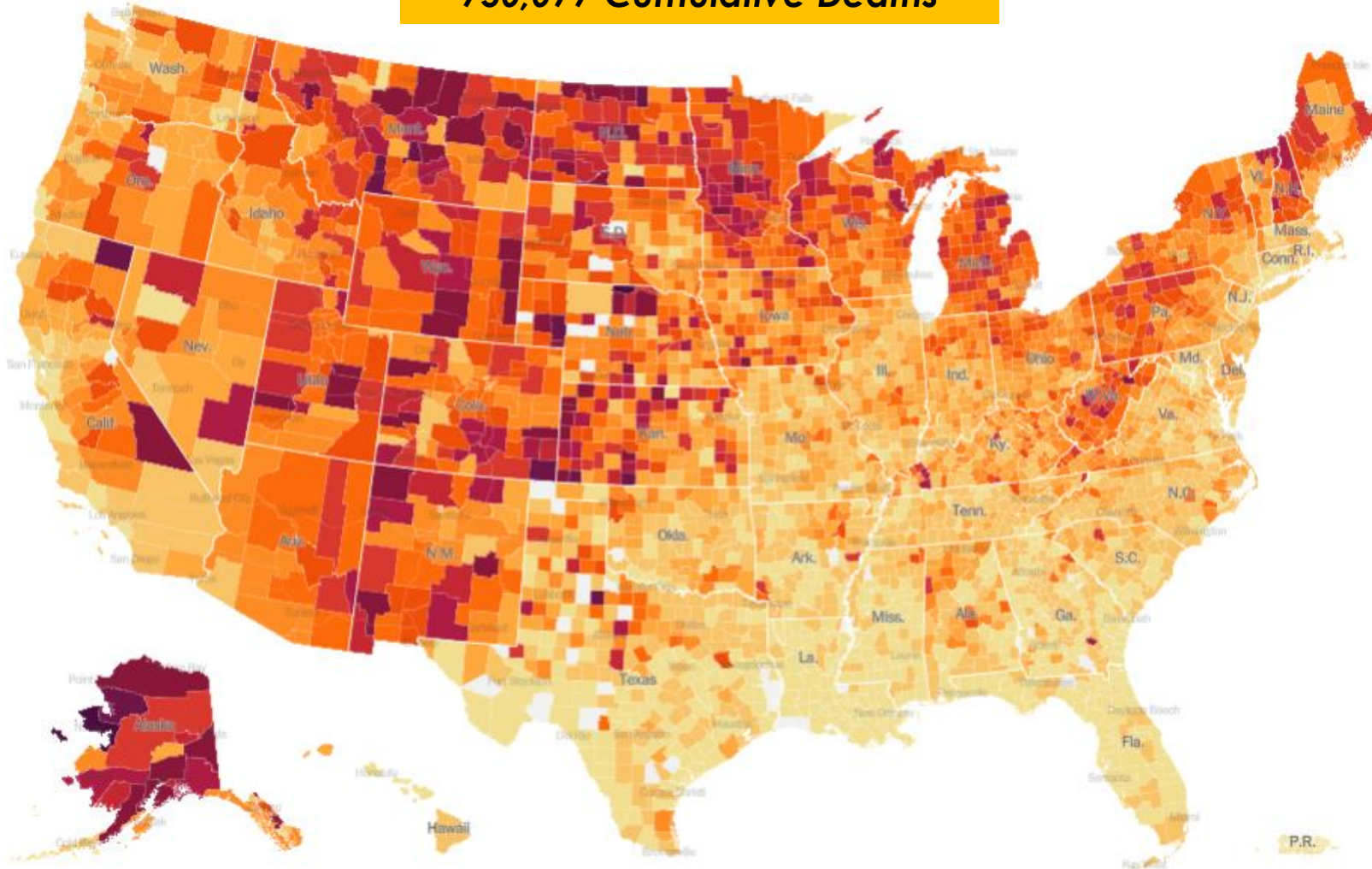
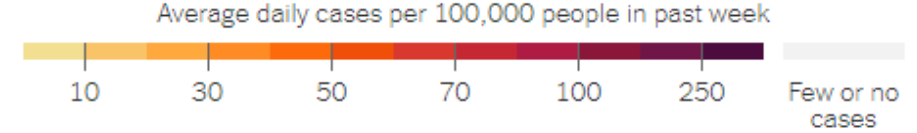
As of today, Arkansas is off the travel advisory.

■ ≥ 15 daily cases per 100k
 ■ Less than 15 daily cases per 100k

Average daily COVID-19 cases per 100,000 population



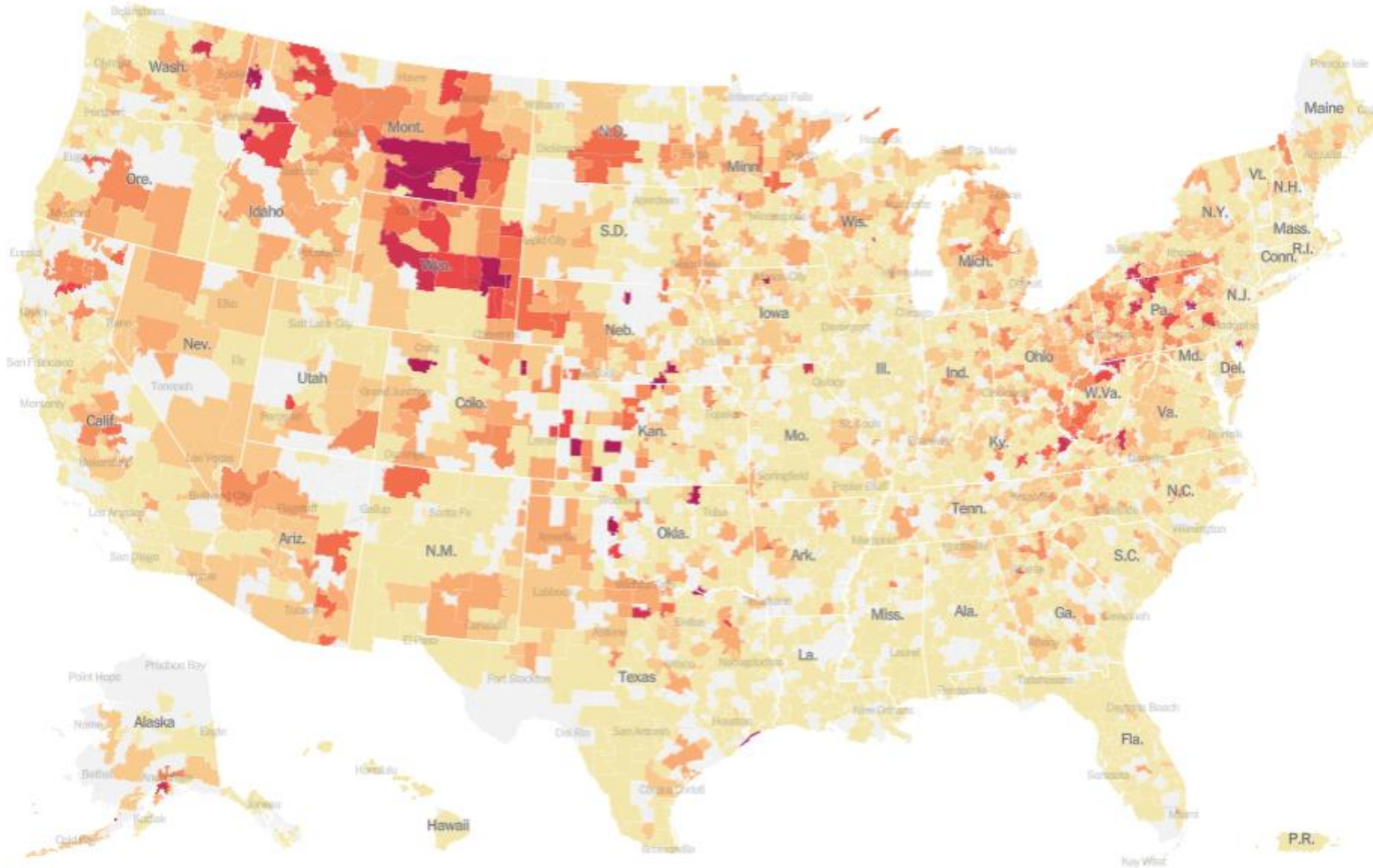
46 Million Cumulative Cases
750,077 Cumulative Deaths



National currently:
22 diagnosed daily cases per 100,000 people

Chicago currently:
12 diagnosed daily cases per 100,000 people

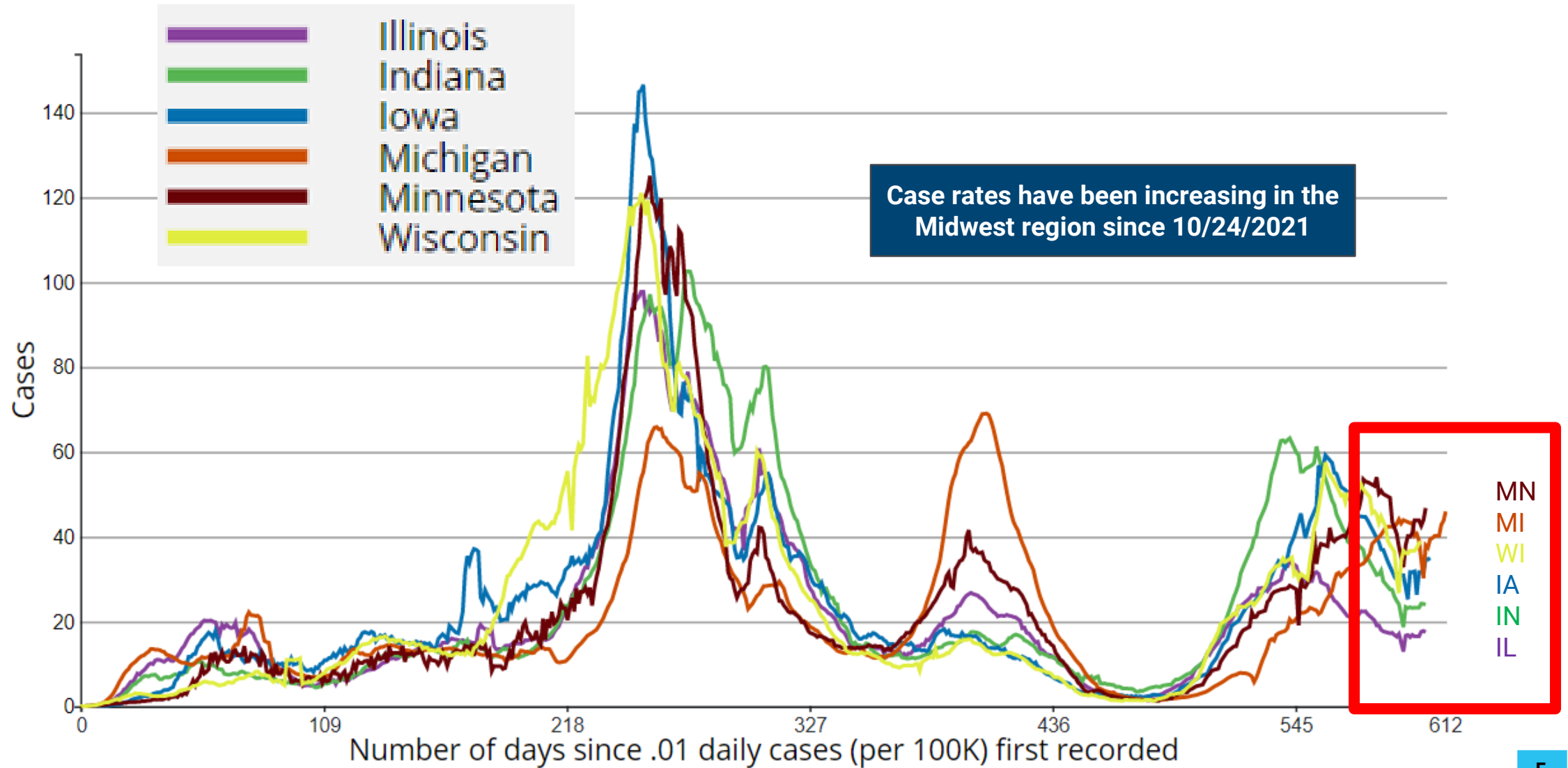
Average daily COVID-19 hospitalizations per 100,000 population



National currently:
15 hospitalized COVID-19 patients per 100,000 people

Chicago currently:
8 hospitalized COVID-19 patients per 100,000 people

Average daily new cases per 100,000 population, Midwest region



Chicago COVID-19 Community Transmission and Risk Matrix

	VERY HIGH TRANSMISSION	HIGH TRANSMISSION	SUBSTANTIAL TRANSMISSION	LOWER TRANSMISSION	LOW TRANSMISSION
COVID-19 CASES DIAGNOSED PER DAY Chicago residents - 7-day rolling daily average	800+	400 - 799	200 - 399 Current: 382 Increasing	20 - 199	<20
COVID-19 TEST POSITIVITY Chicago residents - 7-day rolling daily average	10%+	6.6 - 9.9%	5.0 - 6.5%	2 - 4.9% Current: 2.0% Increasing	<2%
HOSPITAL BEDS (NON-ICU) OCCUPIED BY COVID PATIENTS Chicago hospitals - 7-day rolling daily average	1250+	750 - 1249	250 - 749	100 - 249 Current: 187 Increasing	<100
ICU BEDS OCCUPIED BY COVID PATIENTS Chicago hospitals - 7-day rolling daily average	400+	300 - 399	100 - 299	20 - 99 Current: 65 Stable	<20

Source: Chicago Department of Public Health, data current as of November 9, 2021. These metrics represent general community COVID transmission and should not be applied to individual settings that have mitigation practices in place.

Chicago: New COVID cases are seeing a slight increase, Chicago still in **substantial transmission** category (200-399/day)

Nov 10, 2020: **3,356** diagnosed cases



Current average:
382 cases/day



Chicago: COVID test positivity sees a slight increase as colder weather approaches

April 9, 2020: 30.0% positivity

November 11, 2020: 15.9% positivity

Current positivity: 2.0%

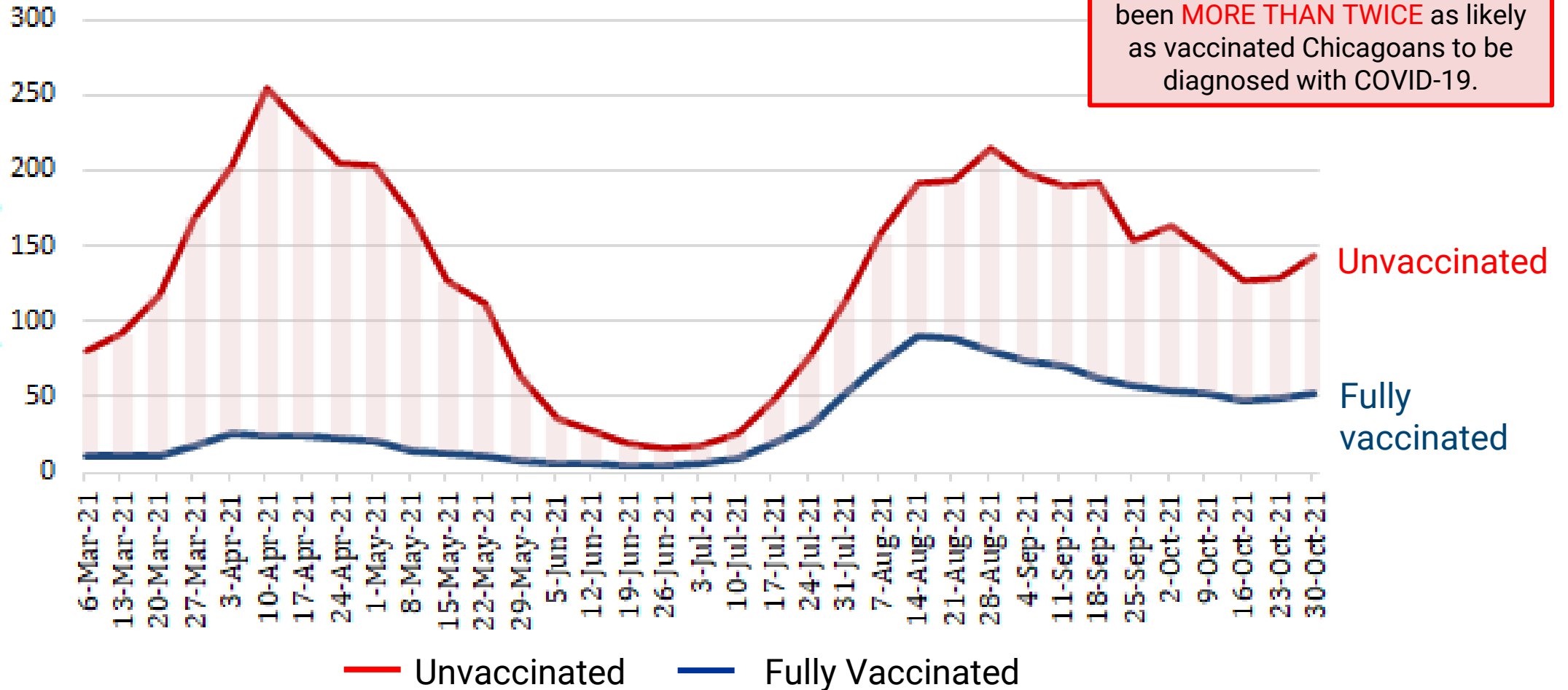


COVID CASE rates remain higher among **Unvaccinated** compared to **Fully Vaccinated** Chicagoans.



Even in Delta surge alone, unvaccinated Chicagoans have been **MORE THAN TWICE** as likely as vaccinated Chicagoans to be diagnosed with COVID-19.

Chicago Residents' Weekly COVID Case Rate per 100,000 by vaccination status

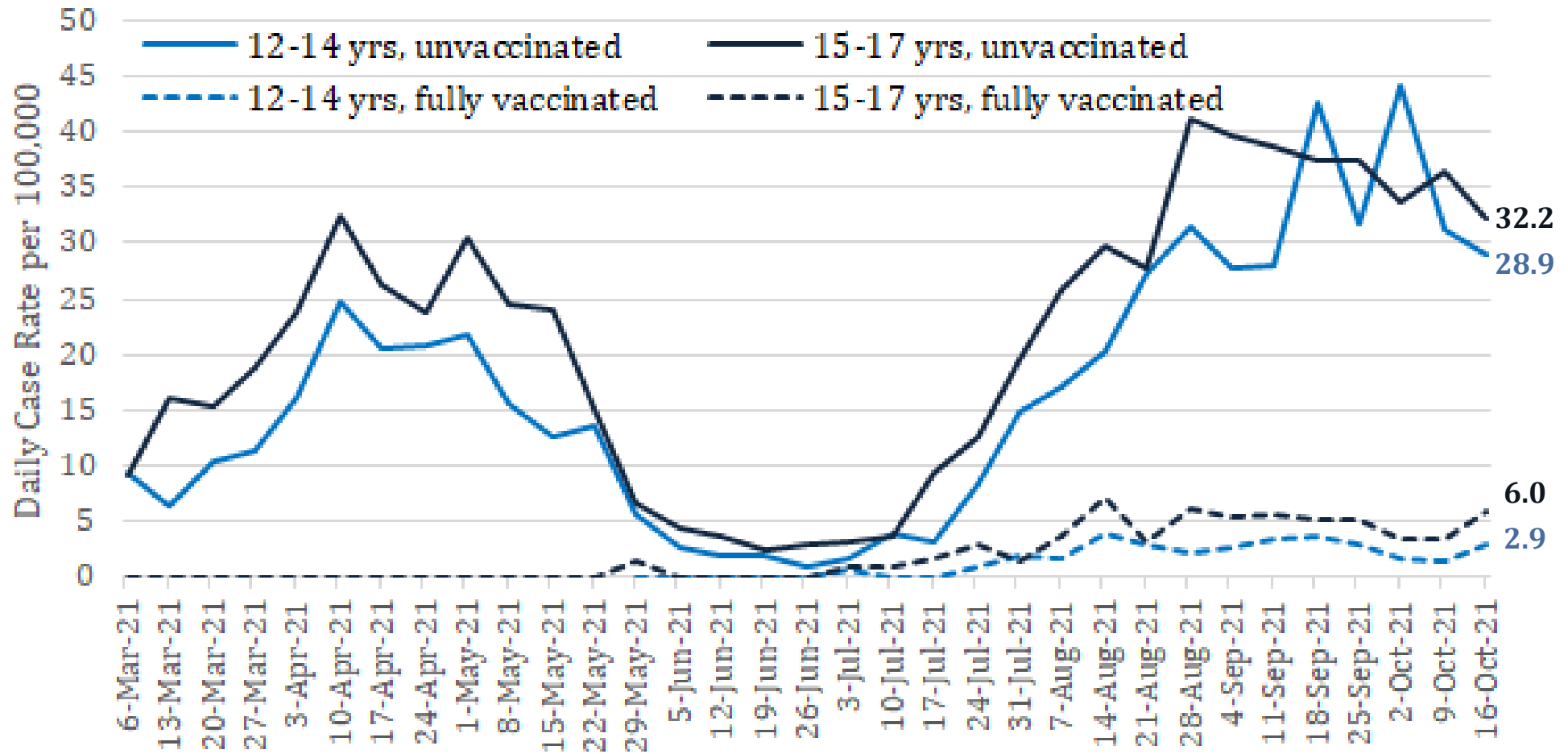


Notes:

Includes cases among Chicago residents reported into the Illinois Electronic Disease Surveillance System (I-NEDSS) with date of specimen collection 2/28/2021-10/30/2021, pulled 11/3/2021. Vaccination status obtained from the Illinois Comprehensive Automated Immunization Registry (I-CARE) registry. Fully vaccinated defined as completion of vaccine series at least 14 days prior to a positive test (with no other positive tests in the previous 45 days). Rate for vaccinated calculated as total cases divided by cumulative vaccinated at the end of each week, multiplied by 100,000. Rate for unvaccinated calculated as total cases divided by total population minus cumulative vaccinated at the end of each week, multiplied by 100,000.



Chicago case rates are **7X** higher in unvaccinated 15-17 year olds and **over 10X** higher in unvaccinated 12-14 year olds, compared to their fully vaccinated counterparts during the Delta surge



Notes: Includes cases among Chicago residents reported into the Illinois Electronic Disease Surveillance System (I-NEDSS) with date of specimen collection 2/28/2021-10/16/2021, pulled 10/21/2021. Rate calculated using the U.S. Census Bureau's American Community Survey 2019 1-year estimates for non-institutional population of children age 0-17 residing in Chicago, IL.

★ Breakthrough Cases

- 99.0% of fully vaccinated Chicagoans have not tested positive for COVID-19
- 99.97% have not been hospitalized for COVID-19
- 99.994% have not died due to COVID-19

16,141 cases identified out 1,615,305 (0.9%) Chicagoans fully vaccinated*

408 hospitalizations COVID-19 related with an additional 204 cases under investigation

93 COVID-19 related deaths

Data reported through 11/03/21

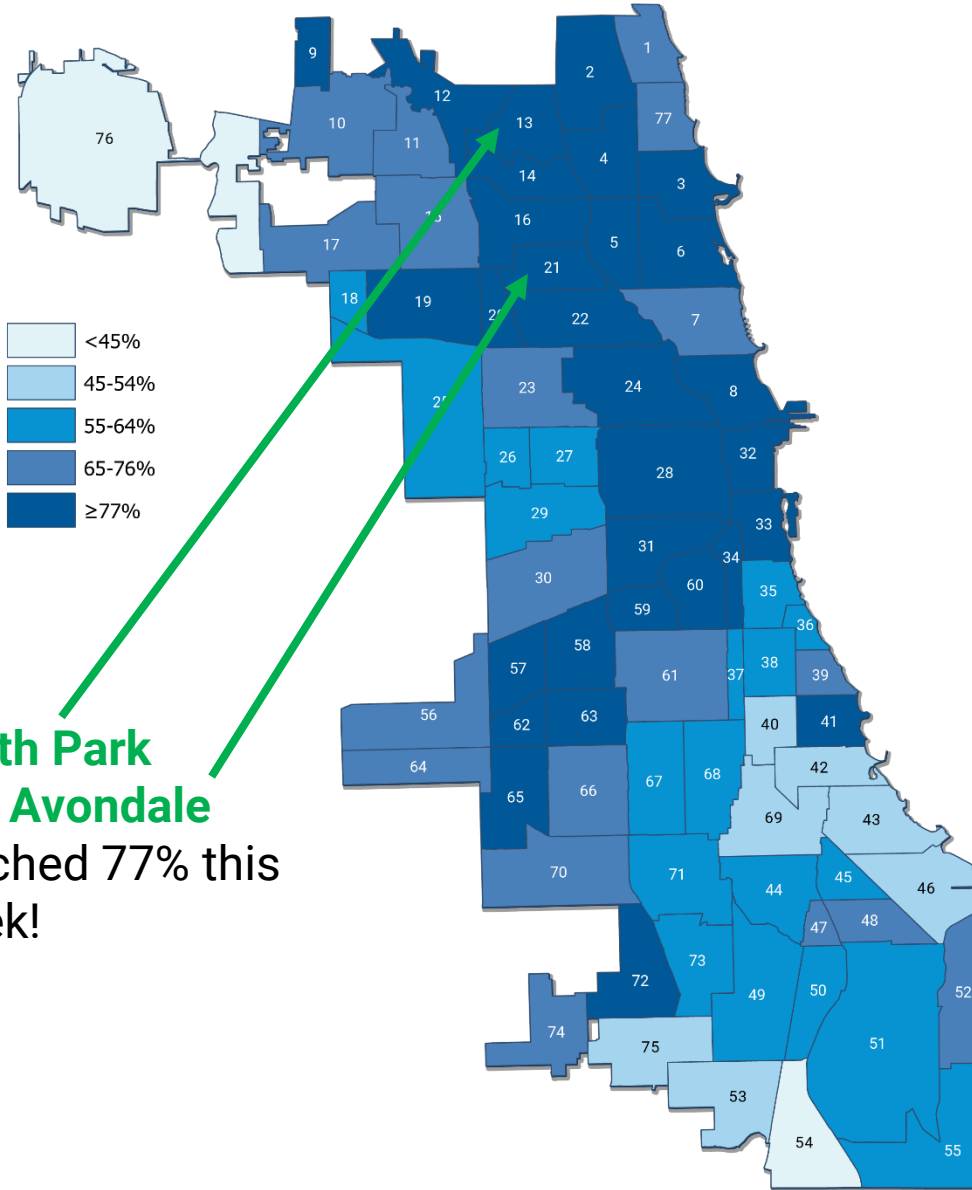
*Completed an FDA authorized vaccine and at least 14 days have passed since the last dose was administered



Percent of residents 12+ years-old with at least one dose of COVID-19 vaccine by community area

Citywide: 75.9%

Chicago needs to vaccinate about 35,000 more people to reach 77%



Community Areas:

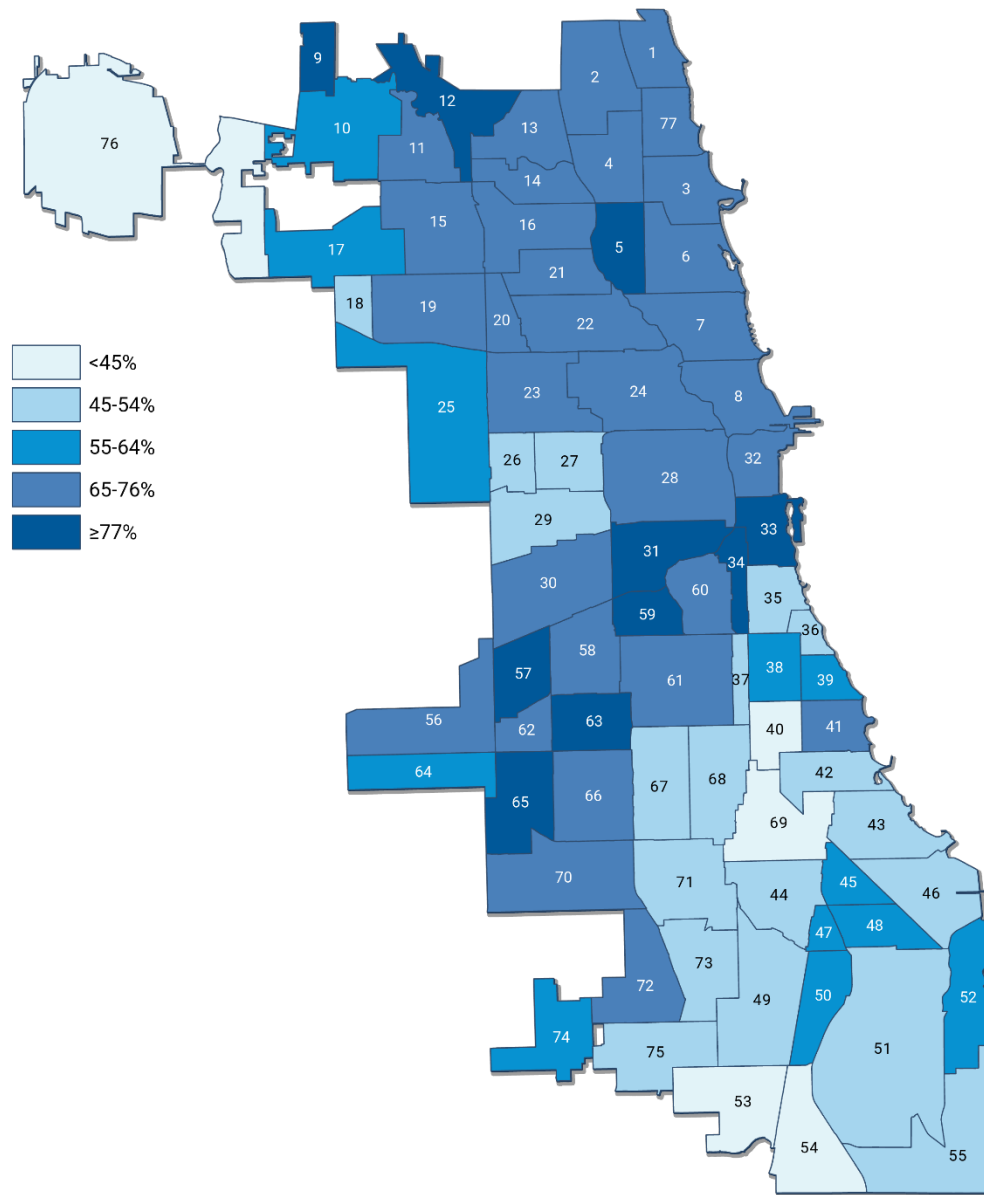
- | | |
|-----------------------|---------------------------|
| 1 Rogers Park | 39 Kenwood |
| 2 West Ridge | 40 Washington Park |
| 3 Uptown | 41 Hyde Park |
| 4 Lincoln Square | 42 Woodlawn |
| 5 North Center | 43 South Shore |
| 6 Lake View | 44 Chatham |
| 7 Lincoln Park | 45 Avalon Park |
| 8 Near North Side | 46 South Chicago |
| 9 Edison Park | 47 Burnside |
| 10 Norwood Park | 48 Calumet Heights |
| 11 Jefferson Park | 49 Roseland |
| 12 Forest Glen | 50 Pullman |
| 13 North Park | 51 South Deering |
| 14 Albany Park | 52 East Side |
| 15 Portage Park | 53 West Pullman |
| 16 Irving Park | 54 Riverdale |
| 17 Dunning | 55 Hegewisch |
| 18 Montclare | 56 Garfield Ridge |
| 19 Belmont Cragin | 57 Archer Heights |
| 20 Hermosa | 58 Brighton Park |
| 21 Avondale | 59 McKinley Park |
| 22 Logan Square | 60 Bridgeport |
| 23 Humboldt Park | 61 New City |
| 24 West Town | 62 West Elsdon |
| 25 Austin | 63 Gage Park |
| 26 West Garfield Park | 64 Clearing |
| 27 East Garfield Park | 65 West Lawn |
| 28 Near West Side | 66 Chicago Lawn |
| 29 North Lawndale | 67 West Englewood |
| 30 South Lawndale | 68 Englewood |
| 31 Lower West Side | 69 Greater Grand Crossing |
| 32 Loop | 70 Ashburn |
| 33 Near South Side | 71 Auburn Gresham |
| 34 Armour Square | 72 Beverly |
| 35 Douglas | 73 Washington Heights |
| 36 Oakland | 74 Mount Greenwood |
| 37 Fuller Park | 75 Morgan Park |
| 38 Grand Boulevard | 76 O'Hare |
| | 77 Edgewater |

Data reported to the Illinois Comprehensive Automated Immunization Registry (I-CARE) through 10/30/2021. 2% of people with a first dose had an address that was unable to be geocoded and do not appear on this map.



Percent of residents 12+ years-old with a completed COVID-19 vaccine series by community area

Citywide: 70.0%



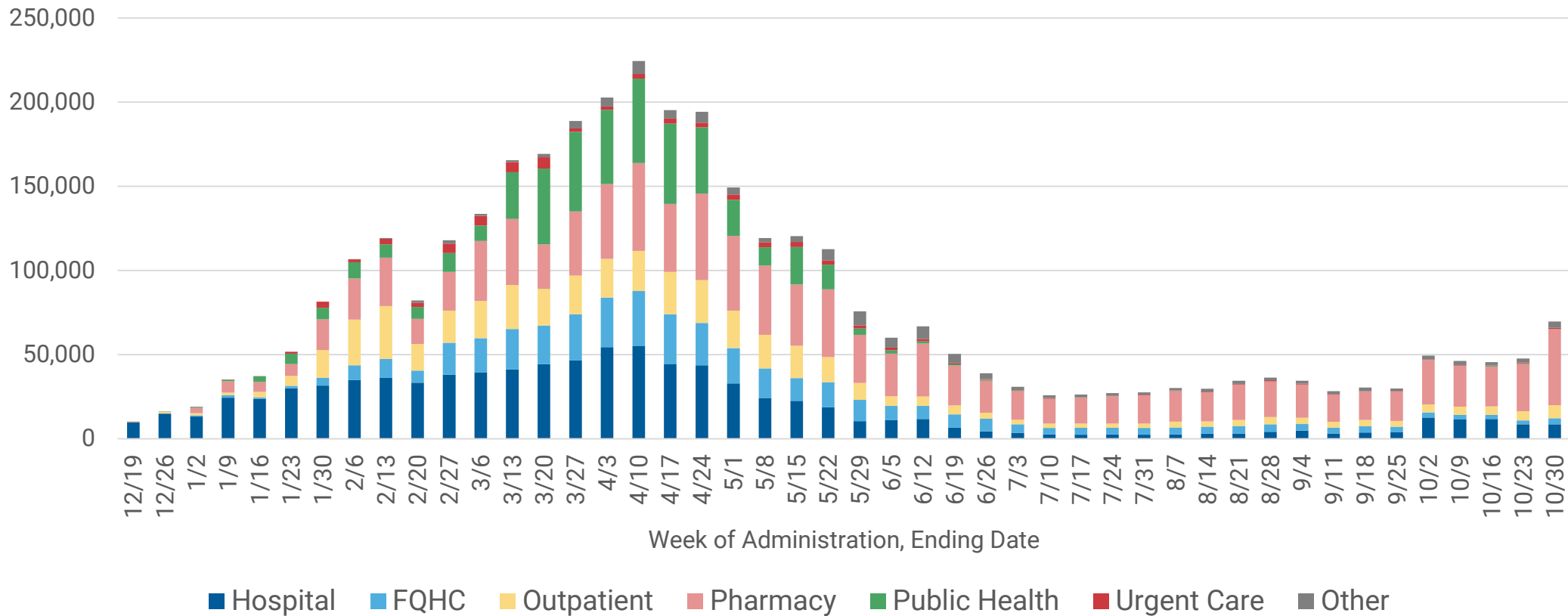
Community Areas:

- | | |
|-----------------------|---------------------------|
| 1 Rogers Park | 39 Kenwood |
| 2 West Ridge | 40 Washington Park |
| 3 Uptown | 41 Hyde Park |
| 4 Lincoln Square | 42 Woodlawn |
| 5 North Center | 43 South Shore |
| 6 Lake View | 44 Chatham |
| 7 Lincoln Park | 45 Avalon Park |
| 8 Near North Side | 46 South Chicago |
| 9 Edison Park | 47 Burnside |
| 10 Norwood Park | 48 Calumet Heights |
| 11 Jefferson Park | 49 Roseland |
| 12 Forest Glen | 50 Pullman |
| 13 North Park | 51 South Deering |
| 14 Albany Park | 52 East Side |
| 15 Portage Park | 53 West Pullman |
| 16 Irving Park | 54 Riverdale |
| 17 Dunning | 55 Hegewisch |
| 18 Montclare | 56 Garfield Ridge |
| 19 Belmont Cragin | 57 Archer Heights |
| 20 Hermosa | 58 Brighton Park |
| 21 Avondale | 59 McKinley Park |
| 22 Logan Square | 60 Bridgeport |
| 23 Humboldt Park | 61 New City |
| 24 West Town | 62 West Elsdon |
| 25 Austin | 63 Gage Park |
| 26 West Garfield Park | 64 Clearing |
| 27 East Garfield Park | 65 West Lawn |
| 28 Near West Side | 66 Chicago Lawn |
| 29 North Lawndale | 67 West Englewood |
| 30 South Lawndale | 68 Englewood |
| 31 Lower West Side | 69 Greater Grand Crossing |
| 32 Loop | 70 Ashburn |
| 33 Near South Side | 71 Auburn Gresham |
| 34 Armour Square | 72 Beverly |
| 35 Douglas | 73 Washington Heights |
| 36 Oakland | 74 Mount Greenwood |
| 37 Fuller Park | 75 Morgan Park |
| 38 Grand Boulevard | 76 O'Hare |
| | 77 Edgewater |

Data reported to the Illinois Comprehensive Automated Immunization Registry (I-CARE) through 10/30/2021. 2% of people with a completed series had an address that was unable to be geocoded and do not appear on this map.



Increases in doses given last week aligns with first full expanded booster eligibility



Data reported through 11/3/21. Doses administered by Chicago providers. As of 8/31/21, valid third doses given since 8/14/21 are included in total dose counts.

BOOSTER REMINDERS



For those who received a Pfizer or Moderna Vaccine

- **Strongly recommend:** *You should get a booster (6 months or more after second dose)*
 - Anyone age 65 years and older
 - Anyone age 50 years and older with an underlying medical condition
- **Recommend:** *You may get a booster (6 months or more after second dose)*
 - **Anyone age 18 years and older** with an underlying medical condition and/or who works or lives in a higher-risk setting

People who are moderately to severely immunocompromised should consult with their specialty provider about timing and dosage of vaccines.

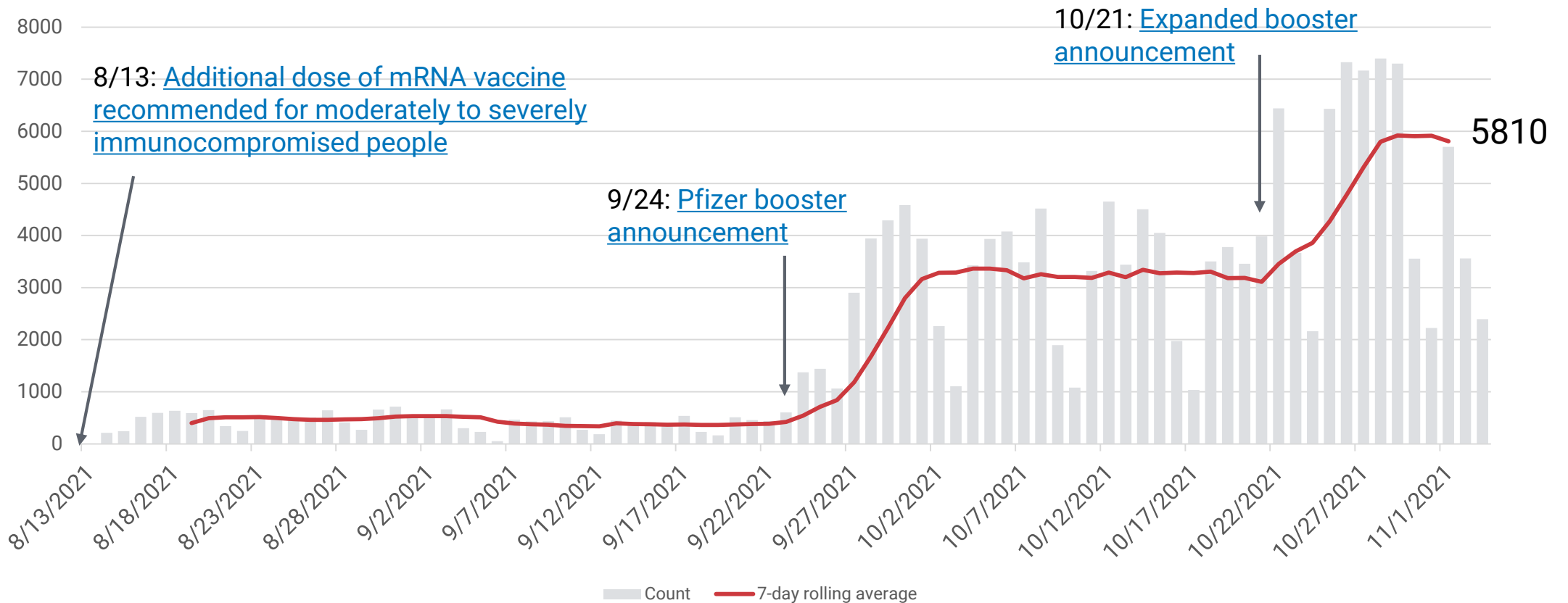
For those who received a J&J Vaccine

- **Strongly recommend:** *You should get a booster (2 months or more after your first J/J dose)*
 - Anyone age 18 years and older

For public health purposes, work requirements, etc. **boosters are not required.** But they can boost your protection against breakthrough COVID infections.




Chicagoans who received a booster doses of COVID vaccine (n=170,145). **1 of 3 eligible seniors have received a booster.**



Data as of 11/3/2021. The count of people who received a booster dose includes anyone who is fully vaccinated and has received another dose of COVID-19 vaccine since August 13, 2021. This includes people who received booster doses and people who received additional doses.



Get vaccinated
in time for the
holidays!



To be fully vaccinated against COVID-19 for
Thanksgiving
(Nov. 25)

START
your vax series by

OCT. 14	1st Dose Moderna
OCT. 21	1st Dose Pfizer
NOV. 11	Single Dose J&J

★ CDPH

To be fully vaccinated against COVID-19 for
Hanukkah
(Starts Nov. 28)

START
your vax series by

OCT. 17	1st Dose Moderna
OCT. 24	1st Dose Pfizer
NOV. 14	Single Dose J&J

★ CDPH

To be fully vaccinated against COVID-19 for
Christmas
(Dec. 25)

START
your vax series by

NOV. 13	1st Dose Moderna
NOV. 20	1st Dose Pfizer
DEC. 11	Single Dose J&J

★ CDPH

To be fully vaccinated against COVID-19 for
Kwanzaa
(Starts Dec. 26)

START
your vax series by

NOV. 14	1st Dose Moderna
NOV. 21	1st Dose Pfizer
DEC. 12	Single Dose J&J

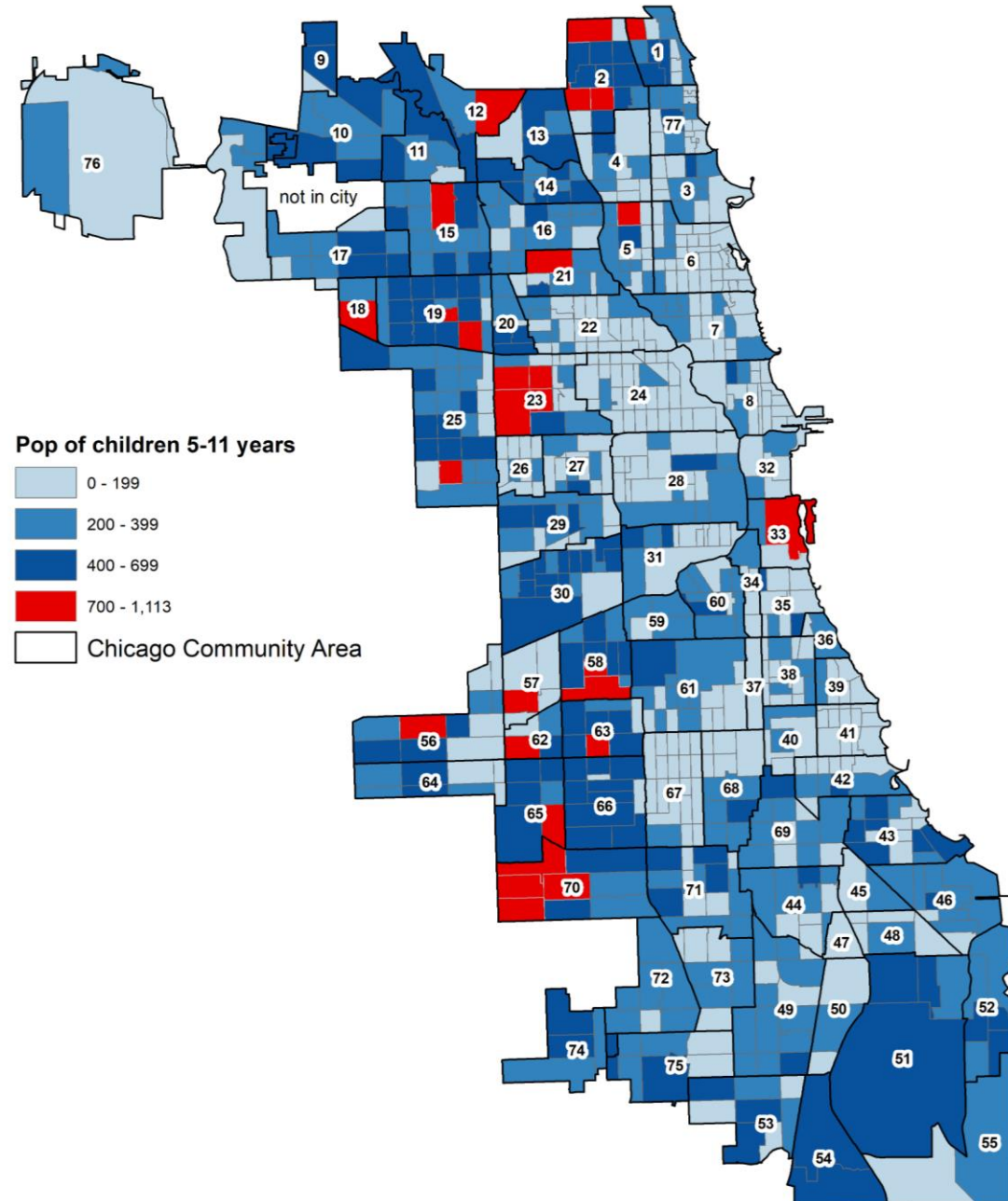
★ CDPH



Population of children **5-11 years** by census tract and Chicago community areas

We estimate **210,448**
children live in Chicago
between ages 5 and 11.

Nearly 100,000
pediatric doses will
have arrived in Chicago
in first week of
pediatric vaccine alone!





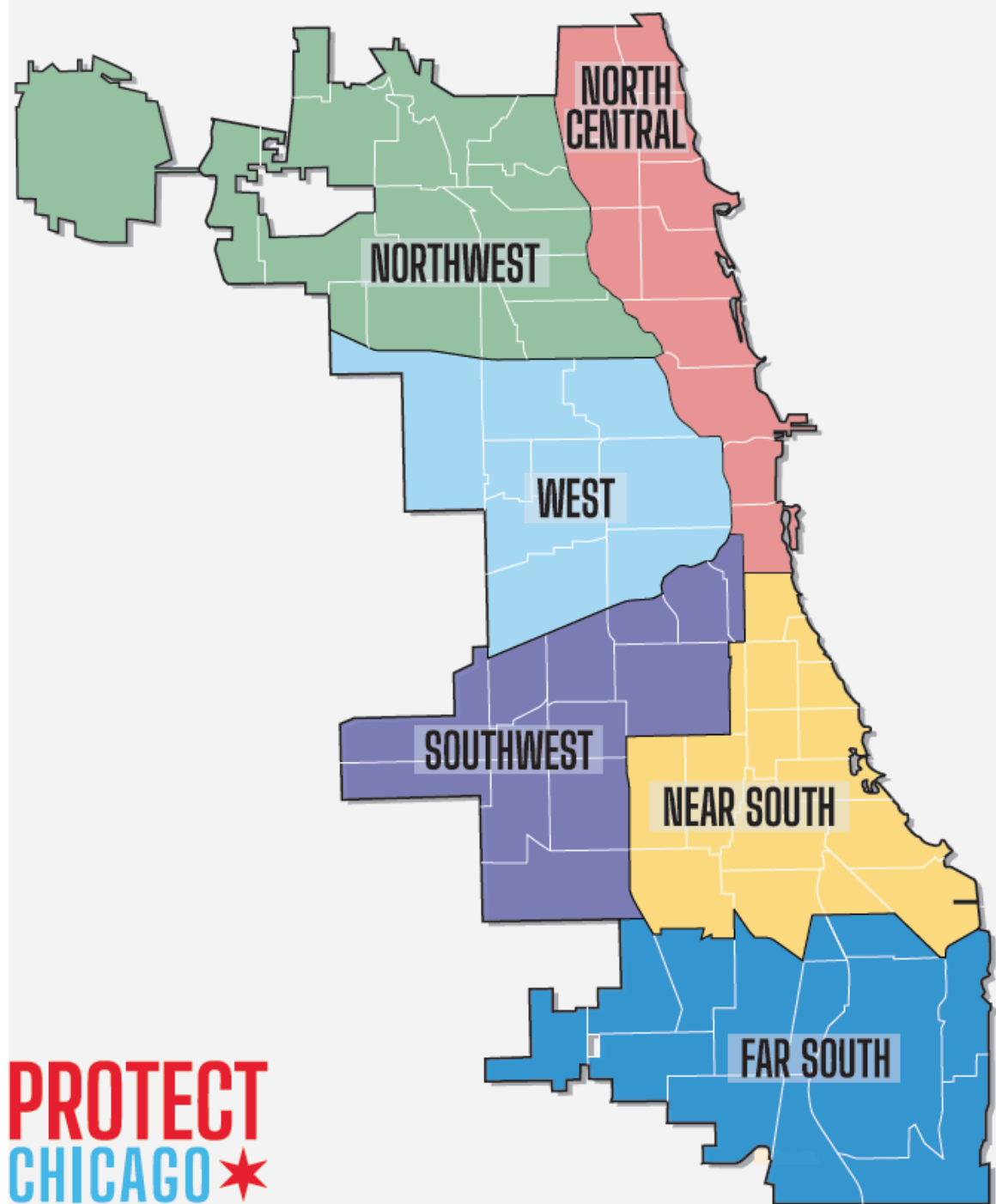
Where to find
vaccine for the 12th
based on your region

Vaccines.gov
Chi.gov/youthvax

312-746-4835

APPROXIMATELY 200 CHICAGO
VACCINATION SITES HAVE RECEIVED
PEDIATRIC VACCINE

**PROTECT
CHICAGO** ★





Where to get your child vaccinated beyond the 12th

Family health care providers

CPS and other school sites

Local pharmacies

Hospitals

Family vaccination clinics at City Colleges of Chicago

Protect Chicago At Home

Ongoing CDPH immunization clinics

Community events

Vaccines.gov



For families who need to find childcare and activities during Vaccination Awareness Day:

- In addition to CPS plans, Chicago Park District, Department of Family and Support Services, City Colleges of Chicago have programming

AND

- **Shedd Aquarium** is offering free admission for students
- The **Museum of Science and Industry** is also offering free admission
- **All Chicago Public Library locations will be open** 9 a.m. to 5 p.m. on Friday (children must be accompanied by an adult and can't be left at the library unattended)
 - Grab-and-go kits with activities kids can do in the library or take home
 - Online tutoring and homework help
 - Assistance in finding a vaccination site

Last Updated 11.09.21

CPS COVID UPDATE



HEALTHY CPS

OFFICE OF STUDENT HEALTH & WELLNESS



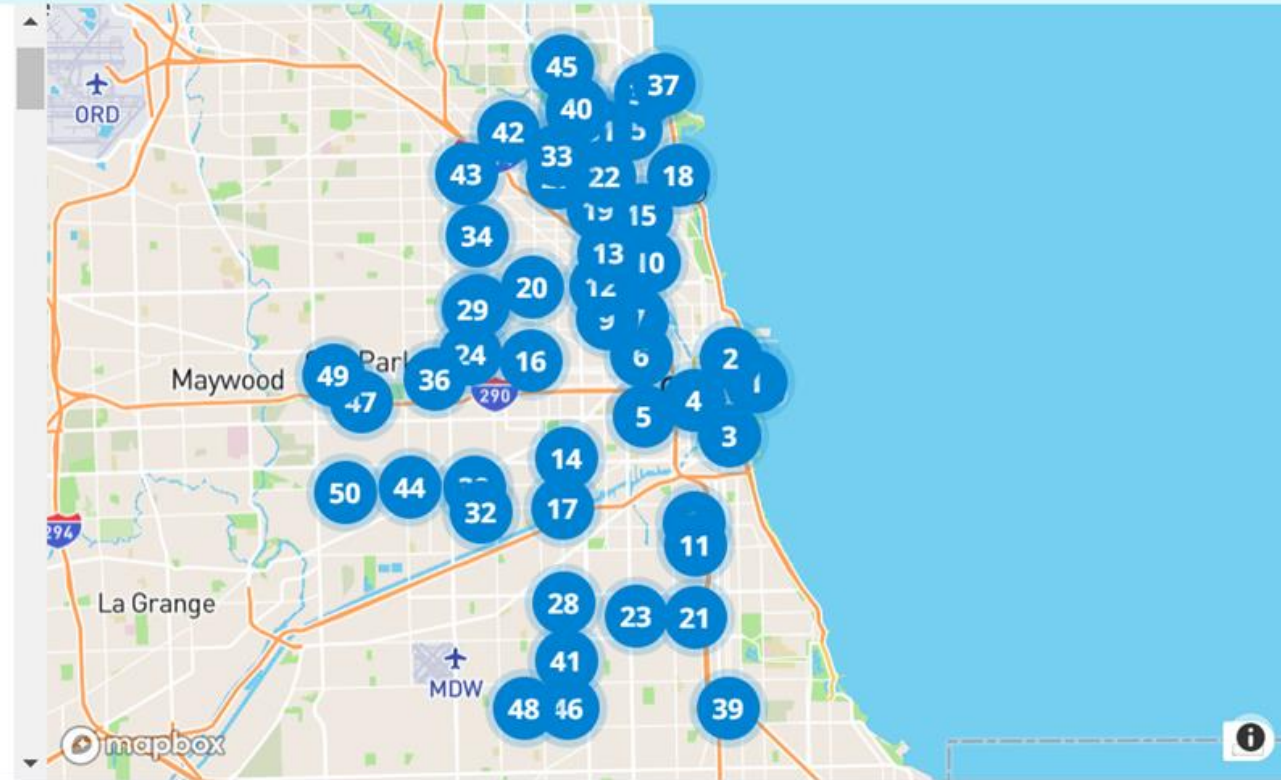
Need help finding a COVID-19 vaccine in the U.S.? Call 1-800-232-0233 (TTY 888-720-7489)

COVID-19 vaccine locations within 25 miles of 60601

with Pfizer-BioNTech (ages 5-11)

Powered by **VaccineFinder**

1. [CVS Pharmacy, Inc. #08910](#) 0.22 miles
205 N Columbus Dr, Chicago, IL 60611
2. [Walgreens Co. #3072](#) 0.72 miles
641 N Clark St, Chicago, IL 60654
3. [CVS Pharmacy, Inc. #17009](#) 1.22 miles
1154 S Clark St, Chicago, IL 60605



CPS Vaccine Sites on cps.edu

Vaccination Sites in CPS Buildings

Search for a CPS COVID-19 Vaccination Site

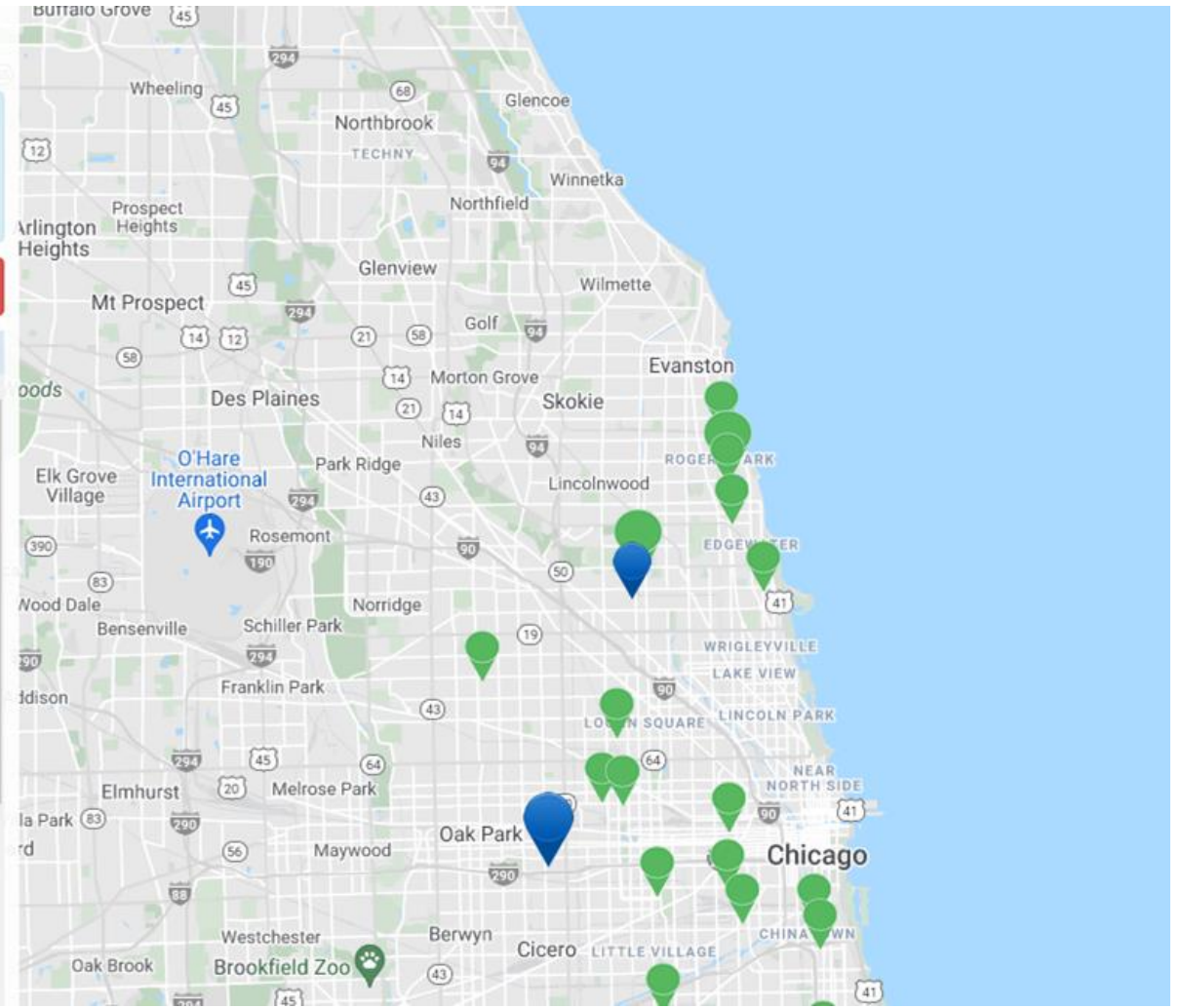
Protect yourself, your family and your community now. Find a convenient CPS COVID-19 vaccine location on the map below. You may also visit www.chicago.gov for more locations throughout the city of Chicago.

Enter your home address

Search Find Me Reset

28 locations 4 Walk-in or by appointment 24 appointment only

School	Address
Beethoven: School Health Center	25 W 47th St. Chicago, IL 60609
Carver Military HS: School Health Center	13100 S Doty Ave. Chicago, IL 60827
Chicago Vocational Career Academy: Regional COVID Clinic	2100 E 87th St, Chicago, IL 60617
Davis N: School Health Center	3014 W 39TH PL, Chicago, IL, 60632
Drake: School Health Center	2710 S DEARBORN ST, Chicago, IL, 60616
Englewood STEM: School Health Center	6835 S NORMAL BLVD, Chicago, IL, 60621
Gale Elementary: School Health Center	1631 W Jonquil Terrace Chicago, IL 60626
Hibbard Elementary: School Health Center	4930 N. Sawyer Ave. Chicago, IL 60625
Hope Learning Academy: School Health Center	1628 W Washington Blvd. Chicago, IL 60612
Johnson: School Health Center	1420 S ALBANY AVE, Chicago, IL, 60623
Juarez: School Health Center	1450 W CERMAK RD, Chicago, IL, 60608
Kilmer Elementary: School Health Center	6700 N Greenview Ave. Chicago, IL 60626
L Ward: School Health Center	646 N LAWDALE AVE, Chicago, IL, 60624
Marine Leadership at Aimes HS: School Health Center	1920 N Hamlin Ave. Chicago, IL 60647
Marquette: School Health Center	6550 S RICHMOND ST, Chicago, IL, 60629



CPS Grab-and-Go Meal Sites on cps.edu

CPS Grab-and-Go Meal Sites

Search for a CPS meal site near you.

Meal sites and distribution schedules are subject to change daily so please check this map before you go. Most sites are open Monday-Friday 9 AM - 1 PM. Families may pick up three days worth of meals for every child in their household. ID is not necessary.

Enter your home address

Search

Find Me

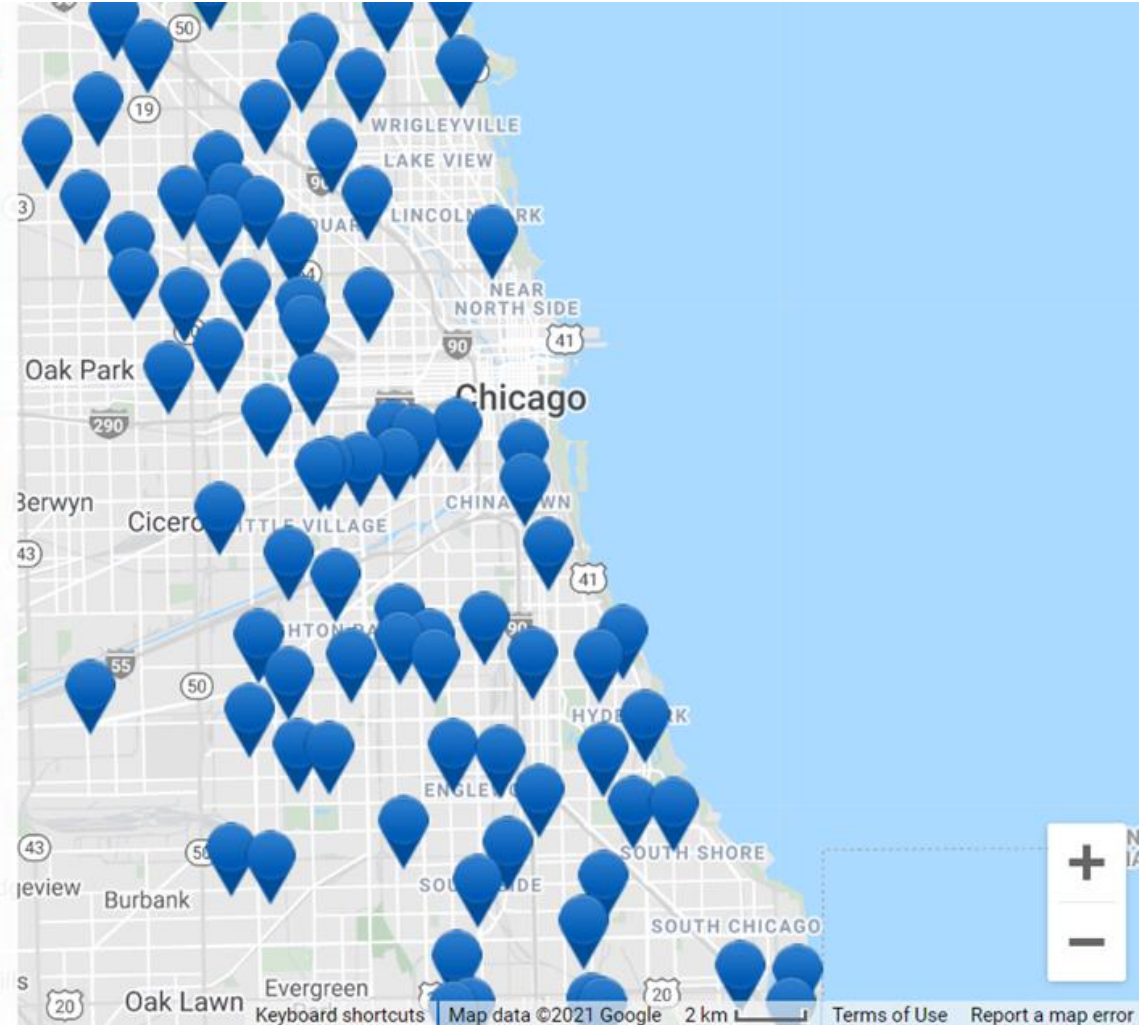
Reset

96 locations

ARMSTRONG G	9:00 AM - 1:00 PM	2110 W GREENLEAF AVE
ASHE	9:00 AM - 1:00 PM	8505 S INGLESIDE AVE
BARTON	9:00 AM - 1:00 PM	7650 S WOLCOTT AVE
BASS	9:00 AM - 1:00 PM	1140 W 66TH ST
BATEMAN	9:00 AM - 1:00 PM	4220 N RICHMOND ST
BEASLEY	9:00 AM - 1:00 PM	5255 S STATE ST
REFINI ED	0:00 AM - 1:00 PM	3151 W WAI NIIT ST

Coronavirus Info

Español



CPS Safe Haven Sites on cps.edu

	A	B	C
1	Safe Haven Site	Address	Community
2	ALLEN METROPOLITAN CME CHURCH	10946 S. Lowe Ave, Chicago, IL 60628	Roseland
3	BRIGHT STAR COMMUNITY OUTREACH	333 E. 35th St., Chicago, IL 60616	Bronzeville
4	CHANCE AFTER CHANCE MINISTRY NFP	305-09 North Cicero, Chicago, IL 60644	Austin
5	CONCORD MISSIONARY BAPTIST CHURCH	6319 S. Kimbark, Chicago, IL 60637	Woodlawn
6	CORINTHIAN TEMPLE CHURCH OF GOD IN CHRIST	4520 W Washington Blvd, Chicago, IL 60624	Garfield Park
7	Family Centered Educational Agency	16241 WAUSAU AVE, SOUTH HOLLAND, IL 60473	Englewood
8	FAMILY EMPOWERMENT CENTER	1533 W. Devon Ave, Chicago, IL 60660	Edgewater
9	GREATER HOLY TEMPLE CHURCH OF GOD IN CHRIST	246 N. California, Chicago, IL 60612	Garfield Park
10	Greater St. John Bible Church	1256 N WALLER, CHICAGO, IL 60651	Austin
11	HEIRS OF THE PROMISE MINISTRIES	4821 W. Chicago Ave., Chicago, IL 60651	Austin
12	HOPE COMMUNITY ADVENT CHRISTIAN CHURCH	5900 W Iowa St, Chicago, IL 60651	Austin
13	INSTITUTE FOR POSITIVE LIVING	435 E. 35TH ST., 2ND FLR, CHICAGO, IL 60616	Bronzville
14	JESUS WORD CENTER CHURCH	4224 W. 13TH ST., CHICAGO, IL 60623	West Lawndale
15	JUDAH INTERNATIONAL OUTREACH MINISTRIES, INC.	939-41 N Pulaski Rd. Chicago, IL 60651	Humboldt park
16	KING OF GLORY TABERNACLE CHURCH OF GOD IN CHRIST	2314 E. 83rd St	South Shore/South Chicago

FRIDAY, NOV. 12

VACCINE AWARENESS DAY



HEALTHY CPS

OFFICE OF STUDENT HEALTH & WELLNESS

PROTECT
CHICAGO ★

PROTEGE A
CHICAGO ★