



Protecting Chicago: Phase IV Re-Opening Metrics Update

March 6th, 2021

(Data current through 3/3/2021)


Chicago COVID-19 Community Metrics, Phase IV, current status

	Risk level as of 3/5/2021	Very high risk	High risk	Moderate risk	Lower risk	Controlled transmission
COVID cases diagnosed per day <small>Chicago residents 7-day rolling daily average</small>	MODERATE	800+ -or- 7+ consecutive days more than 15% higher than daily average one week prior	400 - 799 -or- 5+ consecutive days more than 10% higher than daily average one week prior	200 - 399 -and- decreasing or stable compared to daily average one week prior	20 – 199 -and- decreasing or stable compared to daily average one week prior	<20
COVID test positivity <small>Chicago residents 7-day rolling daily average</small>	LOWER	10%+ -or- 7+ consecutive days more than 15% higher than daily average one week prior	6.6 - 9.9% -or- 5+ consecutive days more than 10% higher than daily average one week prior	5.0 - 6.5% -and- decreasing or stable compared to daily average one week prior	2 - 4.9% -and- decreasing or stable compared to daily average one week prior	<2%
Emergency dept visits for COVID-like illness <small>Chicago hospitals 7-day rolling daily average</small>	LOWER	90+ -or- 7+ consecutive days more than 15% higher than daily average one week prior	80-89 -or- 5+ consecutive days more than 10% higher than daily average one week prior	60 - 79 -and- decreasing or stable compared to daily average one week prior	20 - 59 -and- decreasing or stable compared to daily average one week prior	<20
ICU beds occupied by COVID patients <small>Chicago hospitals 7-day rolling daily average</small>	LOWER	400+ -or- <20% overall ICU bed availability	300 - 399 -or- <22% overall ICU bed availability	100 - 299	20 - 99	<20

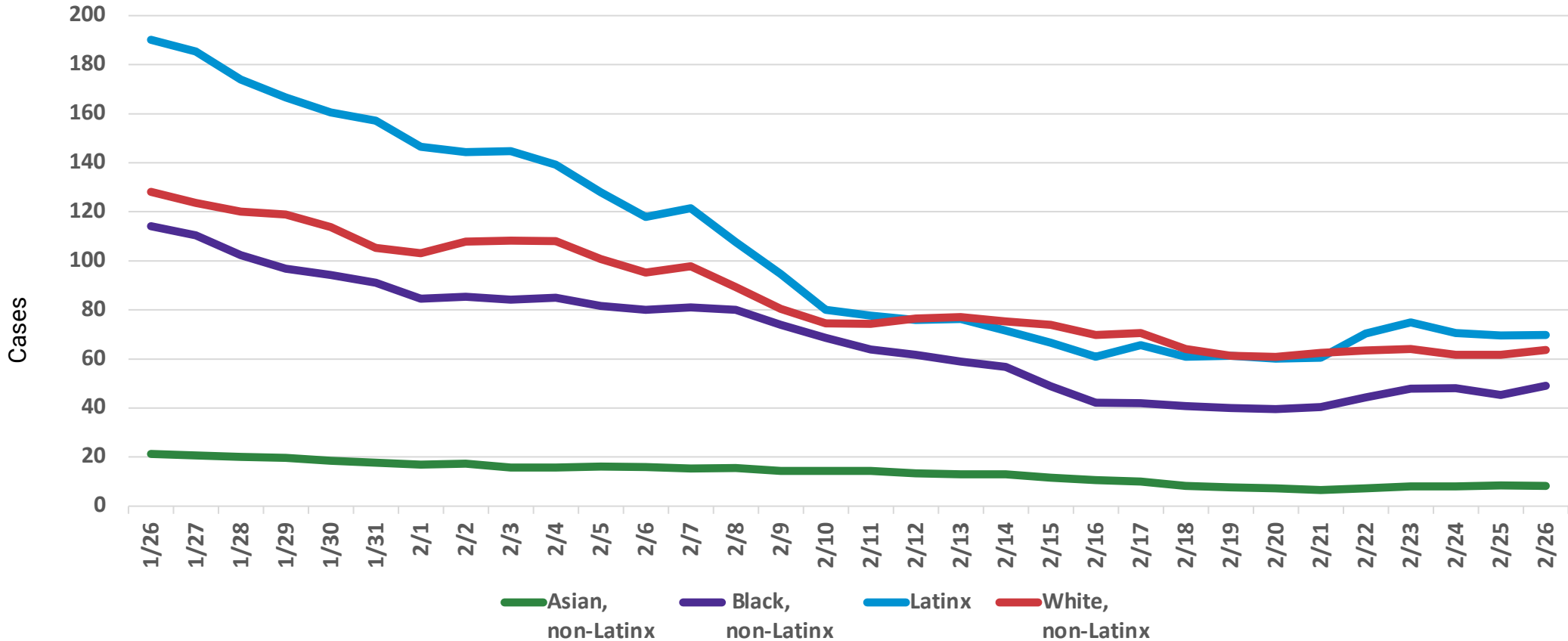


Cases, Hospital Admissions, and Deaths by Race/Ethnicity

Incident cases are highest for Latinx and White, non-Latinx



COVID-19 Cases, on Specimen Date, by Race/Ethnicity, rolling 7-day average

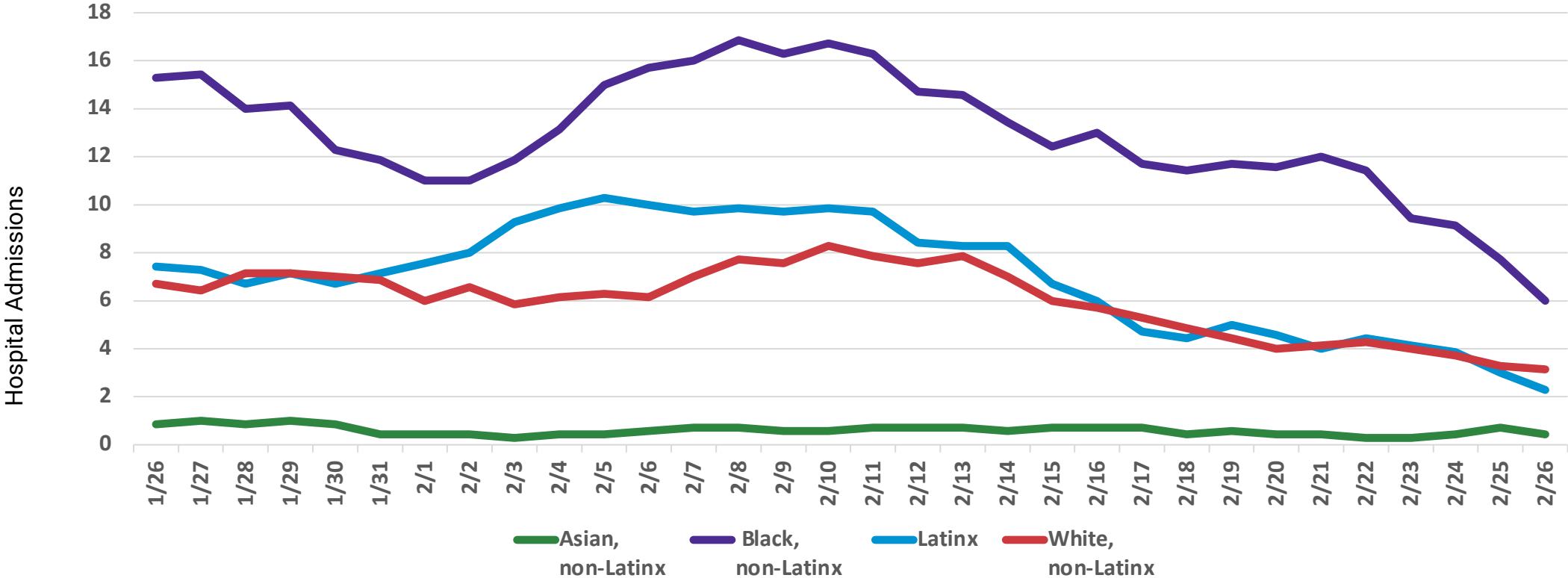


Daily COVID-19 cases with known specimen report date and race/ethnicity information. Case is defined as positive result on PCR or antigen test. This case definition was applied to the entire epidemic beginning on 2/8/2021 therefore these results are different from results reported prior. Source: INEDSS.

Daily COVID-19 hospital admissions are highest for Black, non-Latinx.



COVID-19 Hospital Admissions, by Race/Ethnicity, rolling 7-day average, first known hospital admit date

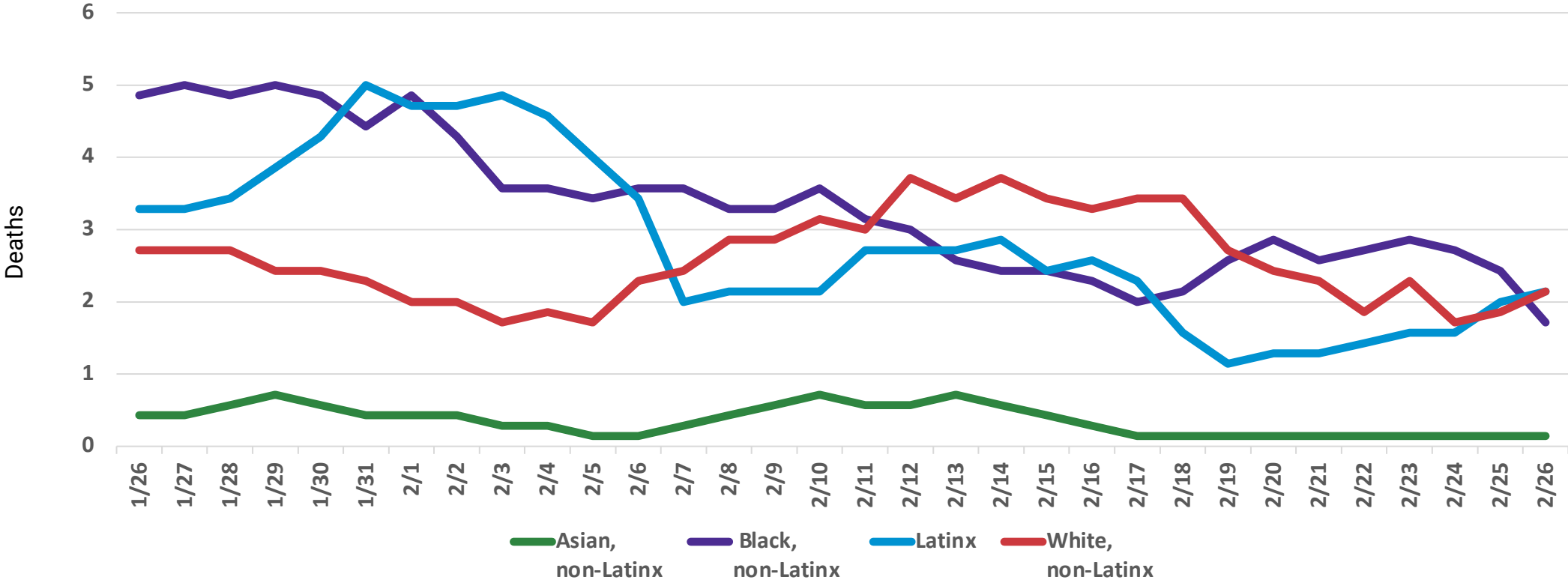


Hospitalizations are reported to CDPH by hospitals into I-NEDSS and ESSENCE and self-reported by patients via an online survey. Daily counts for most recent dates displayed are likely incomplete. Cases who are not indicated to have been hospitalized across any of the three data sources are assumed to not have been hospitalized. Six records with hospital admit dates from January and February 2020 are excluded from this chart. Peak daily admissions based on rolling 7-day average.

Daily COVID-19 deaths are currently similar for most race/ethnicities.



COVID-19 Deaths, by Race/Ethnicity, rolling 7-day average



Daily COVID-19 deaths reported for Chicago residents with known death date. Data source: INEDSS. A five day lag is imposed to reduce inaccuracy created by reporting delays.



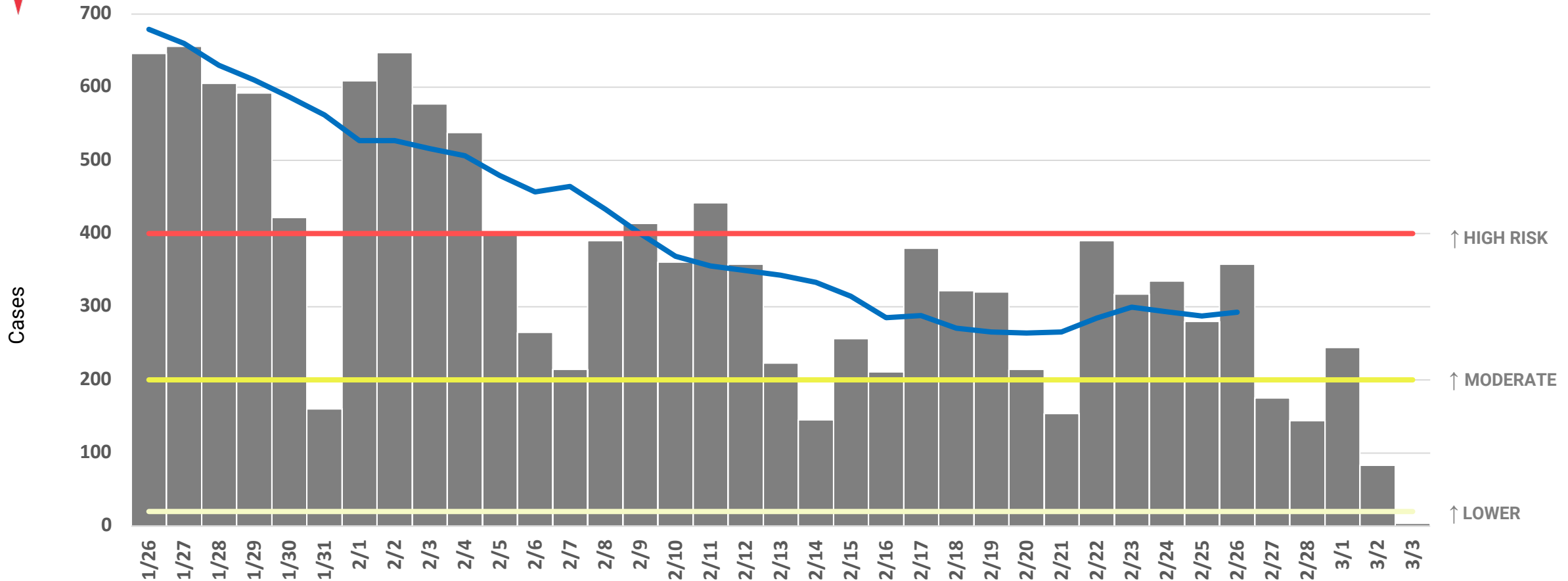
COVID-19 Cases

COVID-19 New Cases: Moderate Risk

Reporting Date	Incident case count, 7DRA	Consecutive days with 10%+ change	Consecutive days with 15%+ change	Risk level	# of days 10%+ in last week
3/5/2021	276	1	0	MODERATE	1



COVID-19 cases, daily counts and rolling 7-day average, specimen date

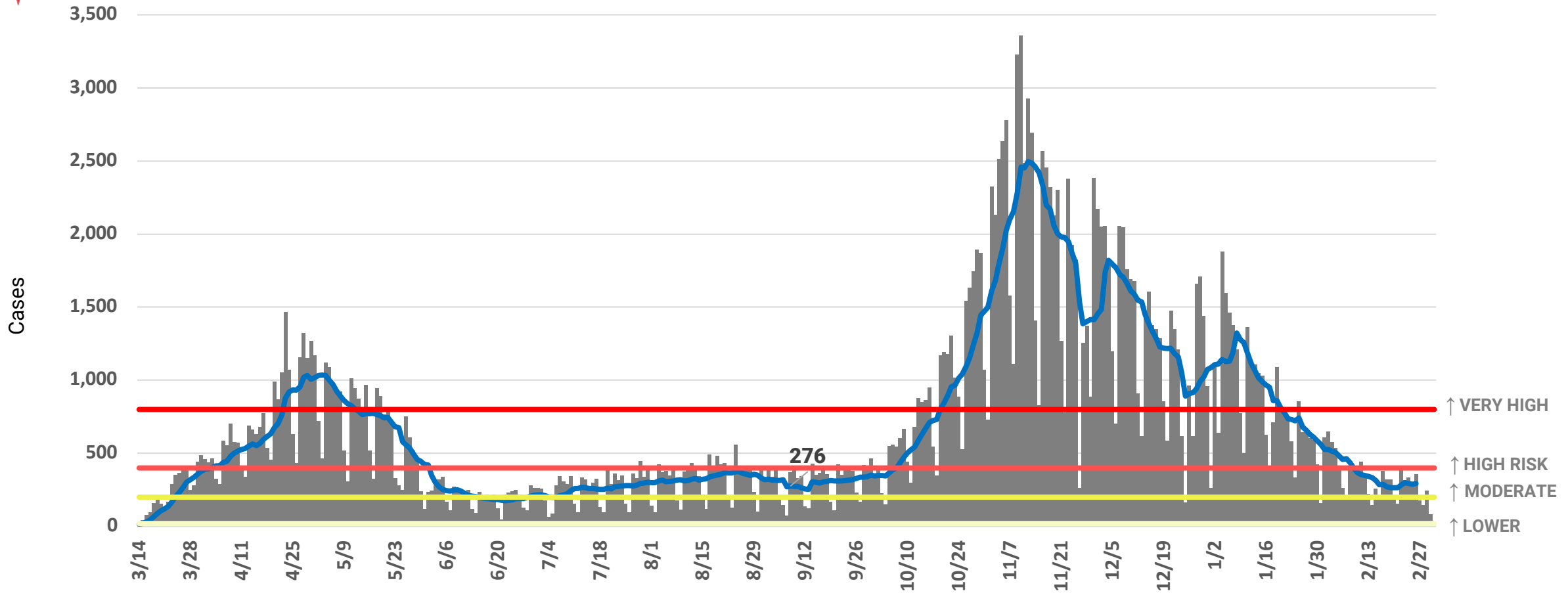


Daily COVID-19 cases with known specimen report date. Case is defined as positive result on PCR or antigen test. This case definition was applied to the entire epidemic beginning on 2/8/2021 therefore these results are different from results reported prior. Source: INEDSS.

COVID-19 case incidence since onset of pandemic



COVID-19 cases, daily counts and rolling 7-day average, specimen date



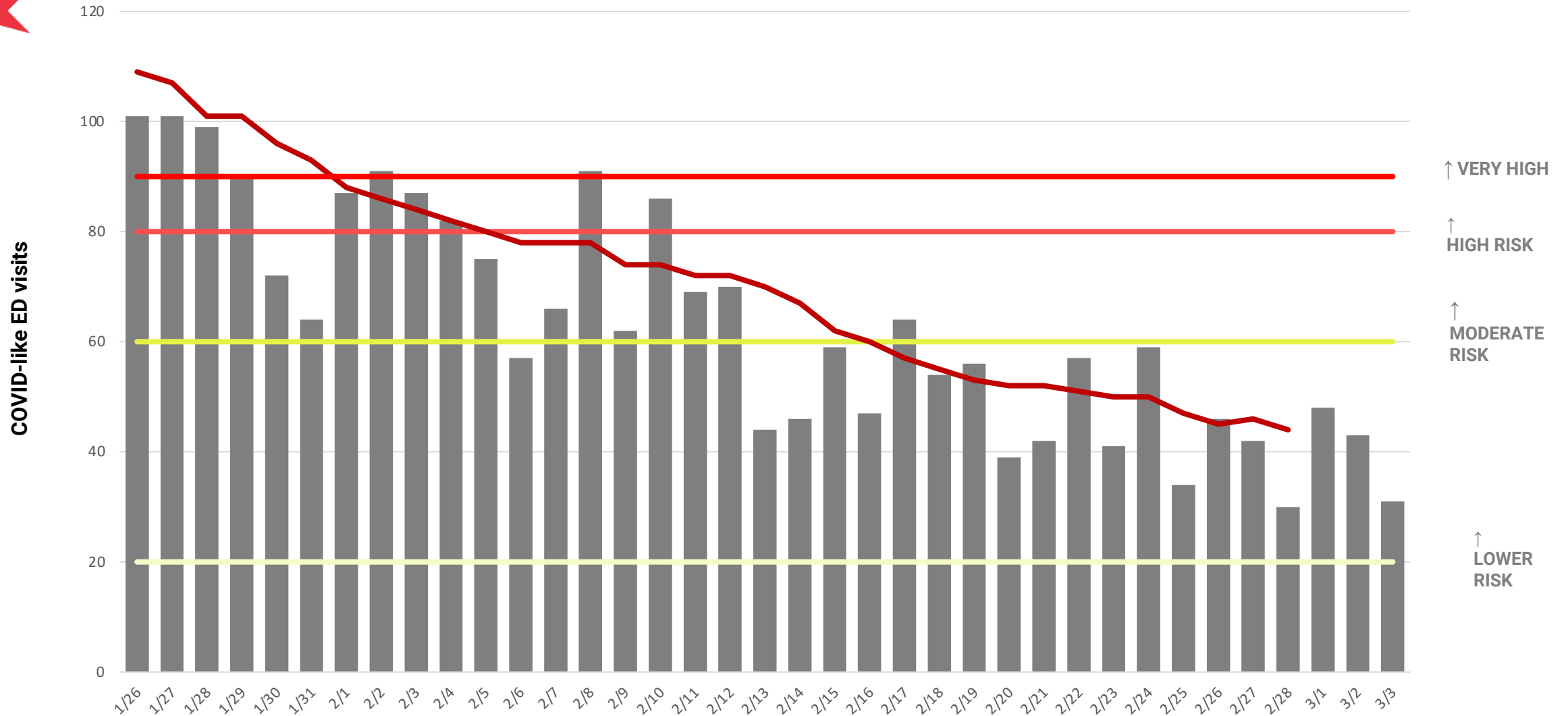
Daily COVID-19 cases with known specimen report date. Case is defined as positive result on PCR or antigen test. This case definition was applied to the entire epidemic beginning on 2/8/2021 therefore these results are different from results reported prior. Source: INEDSS.



Emergency Department Visits

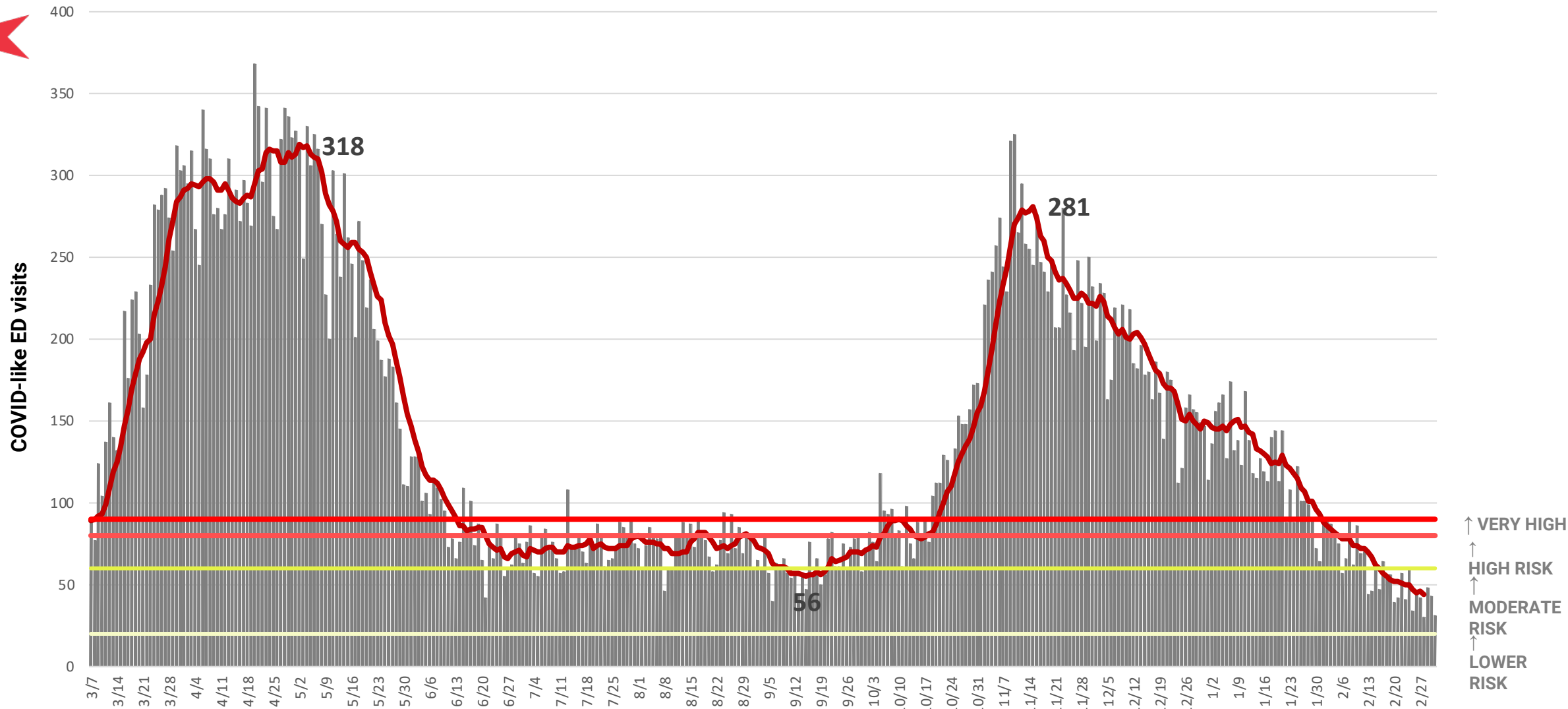
ED visits for COVID-like illness: Lower Risk

Date	CLI ED visit count, 7DRA	Consecutive days with 10%+ change	Consecutive days with 15%+ change	Risk level	# of days 10%+ in last week
3/5/2021	43	0	0	LOWER	0



Count of all emergency department visits reported with COVID-like symptoms among Chicago residents.
Data Source: Illinois Hospital Emergency Departments reporting to CDPH through the National Syndromic Surveillance Project.

ED visits for COVID-like illness reached the highest peak in early May and is currently declining



Count of all emergency department visits reported with COVID-like symptoms among Chicago residents.
Data Source: Illinois Hospital Emergency Departments reporting to CDPH through the National Syndromic Surveillance Project.



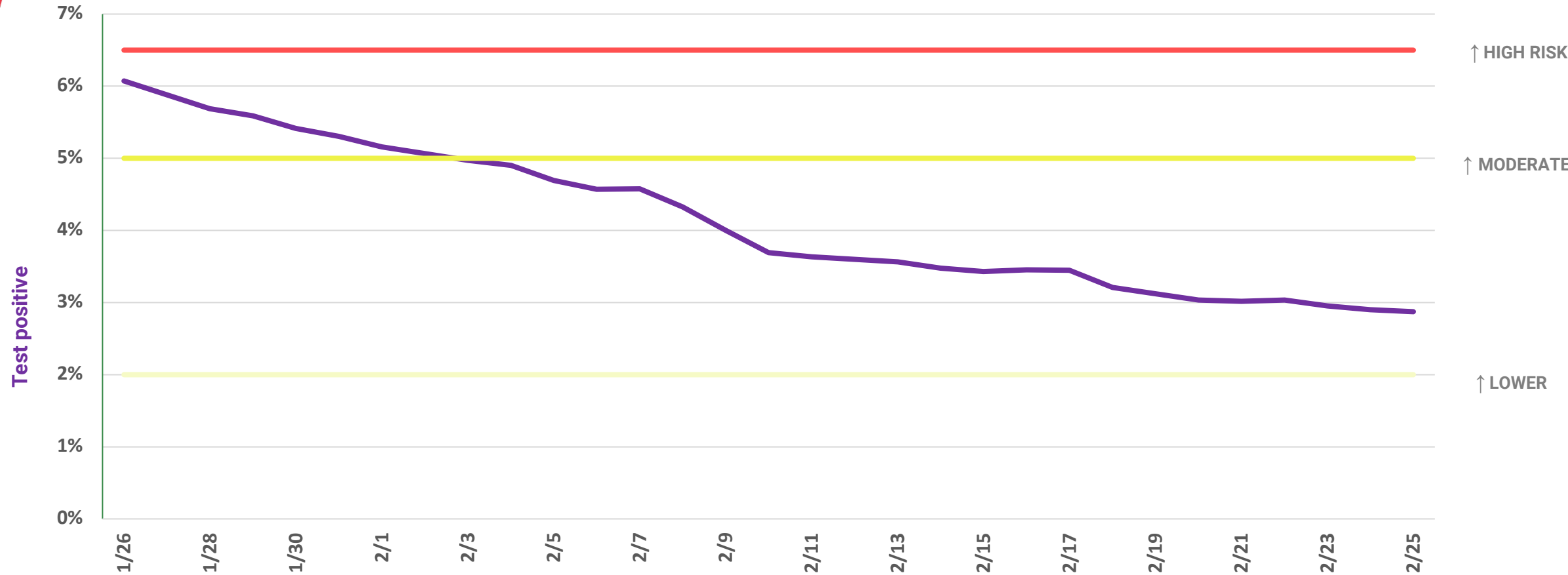
Test Positivity

Test positivity risk level is lower.

Reporting Date	Test Positivity, 7DRA	Consecutive days with 10%+ change	Consecutive days with 15%+ change	Risk level	# of days 10%+ in last week
3/5/2021	2.8%	0	0	LOWER	0



COVID-19 tests, 7-day rolling average for test positive (%)

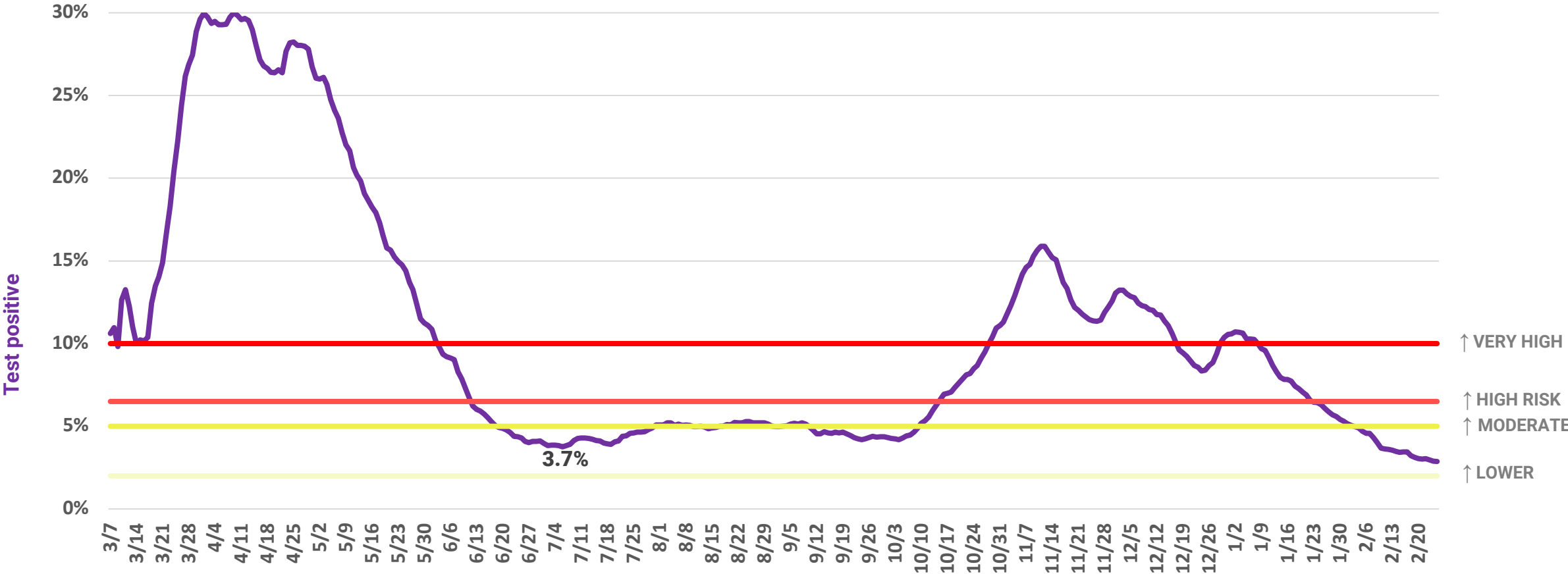


Test positivity is the number of positive tests divided by all tests performed. For the purposes of public reporting, the definition of 'tests' was expanded on 2/8/2021 to include antigen tests in addition to PCR tests. (Previous reports only described PCR tests). The new definition is applied to testing performed at any point during the epidemic. Source: INEDSS.

Test positivity varies over time.



COVID-19 tests, 7-day rolling average for test positive (%)



Test positivity is the number of positive tests divided by all tests performed. For the purposes of public reporting, the definition of ‘tests’ was expanded on 2/8/2021 to include antigen tests in addition to PCR tests. (Previous reports only described PCR tests). The new definition is applied to testing performed at any point during the epidemic. Source: INEDSS.



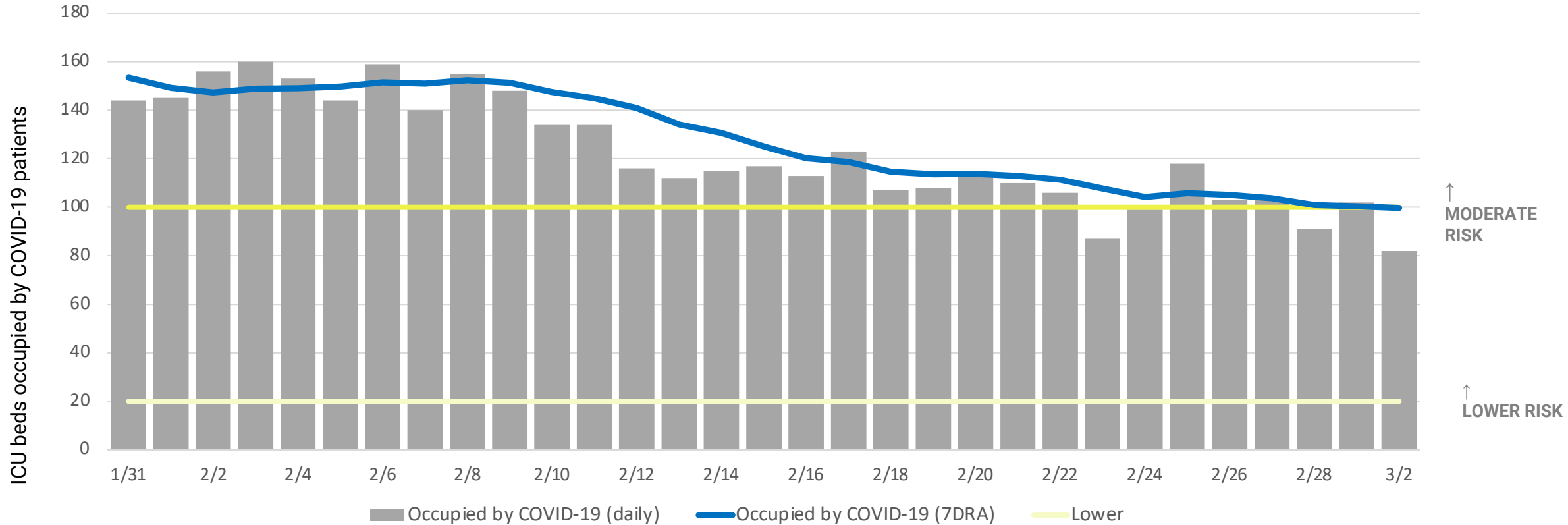
Hospital System Capacity

COVID-19 occupied ICU beds risk level is lower.

Reporting Date	ICU Beds Occupied by COVID-19, 7DRA	ICU Bed Availability, 7DRA	Risk level
3/5/2021	97	28%	LOWER



ICU beds occupied by COVID-19 patients, daily counts and 7 day average, daily occupancy census



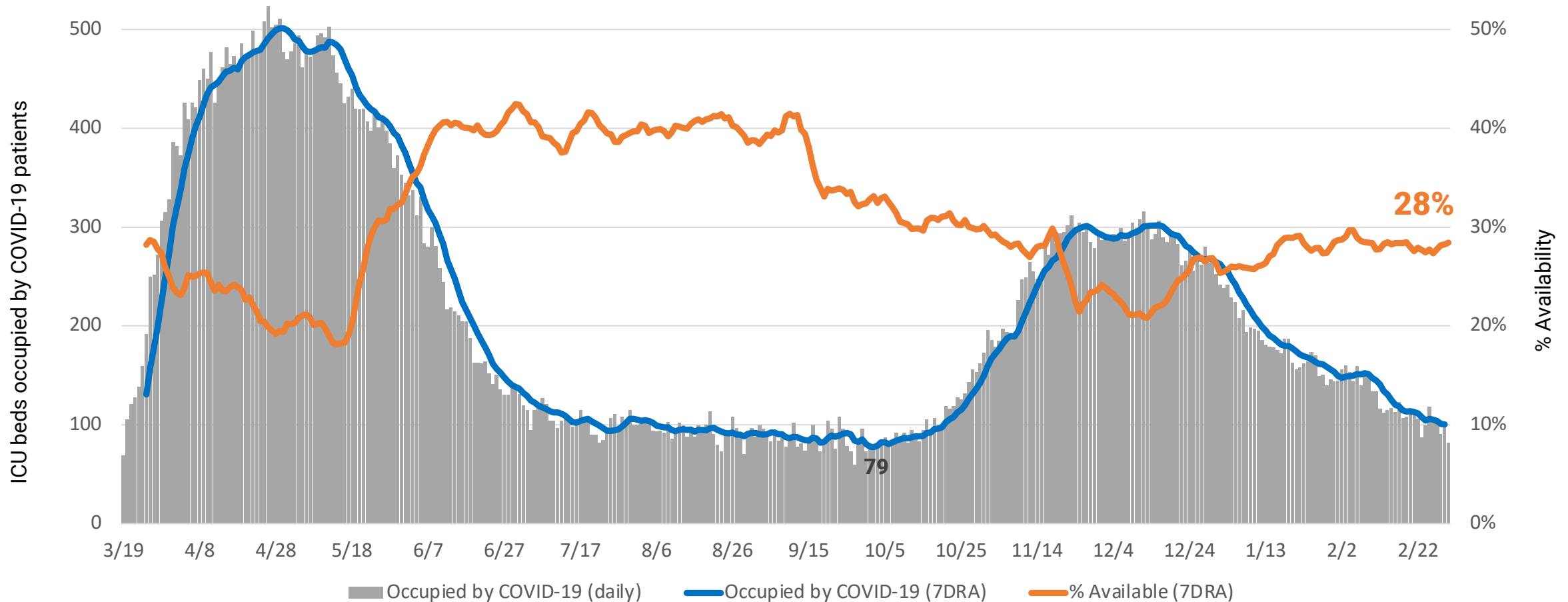
Includes all Chicago hospitals. Hospitals report daily to CDPH via EMResource, beginning March 19. ICU bed count includes all adult and pediatric ICU beds in Chicago hospitals. Includes Chicago and non-Chicago residents. Includes confirmed and suspected COVID-19 cases.

ICU availability and occupancy from COVID-19 varies.

Reporting Date	ICU Beds Occupied by COVID-19, 7DRA	ICU Bed Availability, 7DRA	Risk level
3/5/2021	97	28%	LOWER



ICU beds available and occupied by COVID-19 patients, daily counts and 7 day average, daily occupancy census



Includes all Chicago hospitals. Hospitals report daily to CDPH via EMResource, beginning March 19. ICU bed count includes all adult and pediatric ICU beds in Chicago hospitals. Includes Chicago and non-Chicago residents. Includes confirmed and suspected COVID-19 cases.